

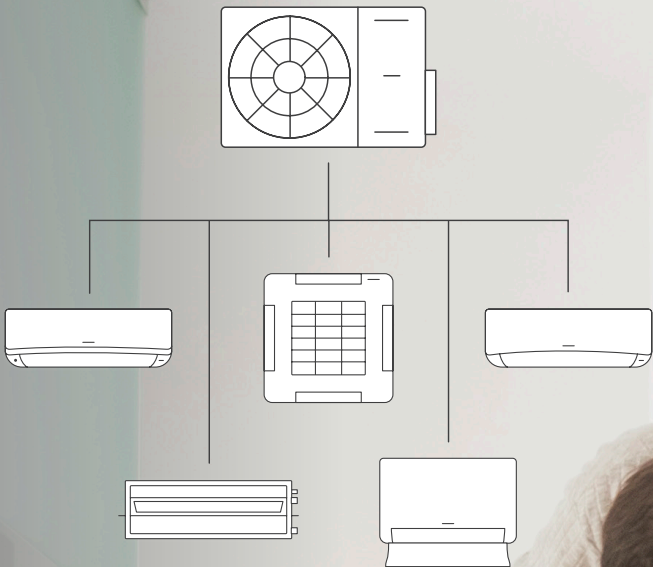
HITACHI

**airHome** Multi Pro

# Multi-Split Air Conditioning Systems

Cooling & Heating





6 YEARS WARRANTY



airHome

# Product overview

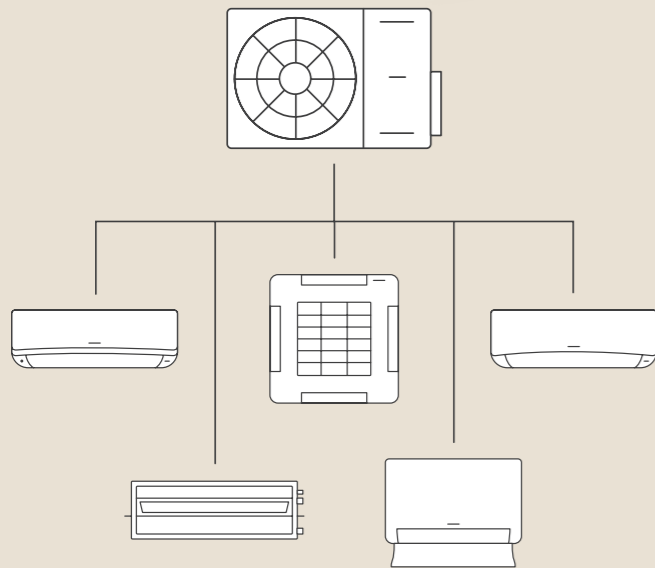


OUTDOOR UNITS		5.5KW	7.0kW	8.5kW	10.0kW
	2-3 Rooms RAMG55N3HCE	•			
	2-4 Rooms RAMG70N4HCE		•		
	2-5 Rooms RAM-G85N5HCE			•	
	2-5 Rooms RAM-G110N5HCE				•




Connect multiple indoor units to a single outdoor unit with Hitachi's Multi Room Systems.

Our Multi Room air conditioning reduces the visual impact on the property exterior, while offering individual control of indoor units.



- Cool and heat up to 5 rooms individually
- Mix & match up to 4 types of indoor units
- Turn indoor units on and off individually
- Indoor unit's can have their own set temperature and operation settings.
- Individual indoor units operate in the same mode (heating or cooling) at any one time.

INDOOR UNITS		1.8KW/2.0KW	2.5kW	3.5kW	5.0kW	6.0kW	7.0kW
Wall Mount	 airHome 800 RAK-XJ_QHBE/RHBE	•	•	•	•		
	 airHome 600 RAK-VJ_RHAE	•	•	•	•	•	•
	 airHome 400 RAK-DJ_RHAE	•	•	•	•	•	•
Floor	 airHome Floor RAF-XJ_XHAE		•	•	•		
Ducted	 airHome Ducted Slim RAD-VJ_QHAE/RHAE	Low pressure			High pressure		
		•	•	•	•	•	•
Cassette	 airHome Cassette RAI-VJ_RHAE		•	•	•	•	

# airHome 800

(RAK-XJ\_QHBE/RHBE)



airHome 800 offers sleek design and longer airflow within a range of four reverse cycle wall mounted indoor units from 1.8 to 5.0kW.



- HUMAN SENSOR
- SLEEPSense
- SMART ECO
- AUTO OFF WITH HUMAN SENSOR
- MANUAL FROSTWASH
- MOULD GUARD COIL DRYING
- AQTIV-ION
- STAINLESS PRE-FILTER
- ANTI-VIRUS FILTER
- POWERFUL MODE
- SILENT MODE
- DRY MODE
- MY MODE
- UP DOWN LEFT RIGHT AUTO SWING
- WIDE & LONG AIRFLOW
- BUILT-IN WIFI
- 0.5°C TEMPERATURE CONTROL
- 24 HR ON/OFF TIMER
- WEEKLY TIMER
- OPERATION MODE LOCK
- FIREPROOF ELECTRICAL ENCLOSURE
- FILTER SIGN

	RAK-XJ18QHBE	RAK-XJ25RHBE	RAK-XJ35RHBE	RAK-XJ50RHBE
Cooling nominal capacity (kW)	1.8	2.5	3.5	5.0
Heating nominal capacity (kW)	2.5	3.2	4.0	6.0
Minimum Sound (cooling) db(A)	21	21	22	25
Dimensions (H x W x D) mm	294 x 950 x 244			

# airHome 600

(RAK-VJ\_RHAE)



airHome 600 offers high energy efficiency and premium features within a range of six wall mounted indoor units from 1.8 to 7.0kW, which include four compact models at only 780mm wide.



- HUMAN SENSOR
- SLEEPSense
- SMART ECO
- AUTO OFF WITH HUMAN SENSOR
- MANUAL FROSTWASH
- MOULD GUARD COIL DRYING
- AQTIV-ION
- STAINLESS PRE-FILTER
- ANTI-VIRUS FILTER
- POWERFUL MODE
- SILENT MODE
- DRY MODE
- MY MODE
- UP DOWN LEFT RIGHT AUTO SWING
- WIDE AIRFLOW
- BUILT-IN WIFI
- 0.5°C TEMPERATURE CONTROL
- 24 HR ON/OFF TIMER
- WEEKLY TIMER AIRCLOUD GO
- OPERATION MODE LOCK
- FIREPROOF ELECTRICAL ENCLOSURE
- FILTER SIGN

	RAK-VJ18RHAE	RAK-VJ25RHAE	RAK-VJ35RHAE	RAK-VJ50RHAE	RAK-VJ60RHAE	RAK-VJ70RHAE
Cooling nominal capacity (kW)	2.0	2.5	3.5	5.0	6.0	7.0
Heating nominal capacity (kW)	2.5	3.4	4.2	6.0	7.0	8.0
Minimum Sound (cooling) db(A)	21	22	25	25	32	32
Dimensions (H x W x D) mm	280 x 780 x 227			294 x 1050 x 250		

# airHome 400

(RAK-DJ\_RHAE)



airHome 400 offers good energy efficiency and great features within a range of six reverse cycle wall mounted indoor units from 1.8 to 7.0kW, which include four compact models at only 780mm wide.



- ECO MODE
- GOODSLEEP TIMER
- MANUAL FROSTWASH
- MOULD GUARD COIL DRYING
- PRE-FILTER
- ANTI-VIRUS FILTER
- POWERFUL MODE
- SILENT MODE
- DRY MODE
- MY MODE
- UP DOWN AUTO SWING
- BUILT-IN WIFI
- 0.5°C TEMPERATURE CONTROL
- 12 HR ON/OFF TIMER
- WEEKLY TIMER AIRCLOUD GO
- OPERATION MODE LOCK
- FIREPROOF ELECTRICAL ENCLOSURE
- FILTER SIGN

	RAK-DJ18RHAE	RAK-DJ25RHAE	RAK-DJ35RHAE	RAK-DJ50RHAE	RAK-DJ60RHAE	RAK-DJ70RHAE
Cooling nominal capacity (kW)	2.0	2.5	3.5	5.0	6.0	7.1
Heating nominal capacity (kW)	2.5	3.4	4.2	6.0	7.0	8.1
Minimum Sound (cooling) db(A)	20	20	20	28	30	30
Dimensions (H x W x D) mm	280 x 780 x 222			294 x 950 x 230		

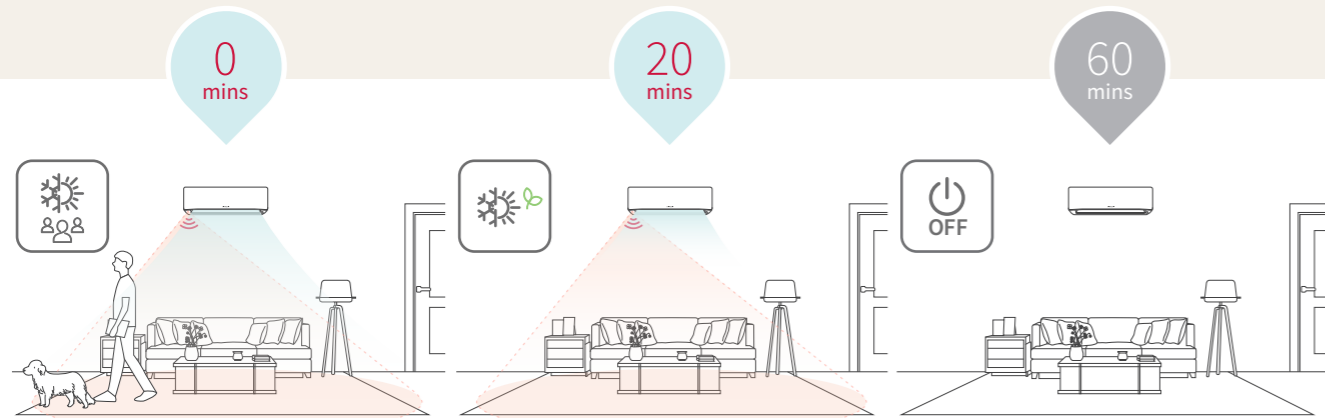


airHome 600 airHome 800

## Smart Eco

Cuts air conditioning when the room is vacant

With Smart Eco, indoor units will automatically adopt energy-saving mode when you're out of the room. You don't need to remember to turn your AC off; **Smart Eco does it for you.**



### When you leave the room

**Initial Operation**  
Smart Eco detects the room is now vacant, the cooling/heating operation continues as you've set it for the next 20min.


### After 20min of vacancy

**Energy-Saving Operation**  
airHome automatically modifies the set temperature higher or lower to reduce the power consumption.  
  
When you return later to the room, human (or pet) presence is detected again and the AC returns to initial operation.

### Optional: after 60min of vacancy


**Auto-Off Option**  
Smart Eco automatically turns off the air conditioner to stop consuming energy.

More features providing adaptive comfort



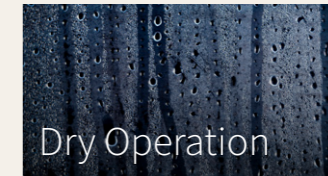
Wide airflow

**Suitable for large rooms**  
Distributes air effectively across any room in your house, with some wall mounts having wide and long airflow for exceptional airflow distribution.



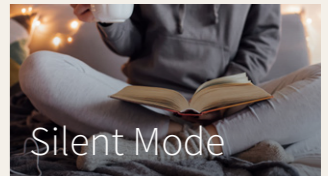
Powerful Mode

**Activate the 20-minute powerful mode** For when you need rapid cooling or heating.



Dry Operation

**For humid days**  
Dry operation dehumidifies the room efficiently and silently



Silent Mode

**So quiet, you'll forget it's on!**  
Thanks to unique wave-blade fan, the air conditioning will run as quiet as 20dB(A)<sup>1</sup>

1 .... Sound levels vary by model, refer to specification tables.

## Modern remote controls for all indoor units

### LED Backlighting

**One button per function for improved ergonomics**

**IR remote controls included** with wall mounted units and consoles.

Remote control kits for ducted and cassette units include an infrared receiver **(available as an option only).**

### References:

- SPX-RKD800 (Ducted)
- SPX-RKC800 (Cassette)



### New 'My Mode' button

The new 'My Mode' button enables you to save up to 3 combinations of your favourite settings (operation mode, set temperature, fan speed) so you can recreate your preferred climate in one touch.



### 0.5°C temperature control

Set the temperature by 0.5°C increments for more precise comfort.



airHome 400



airHome 600  
airHome Cassette



airHome Floor  
airHome Ducted Slim



airHome 800

airHome 600 airHome 800

## SleepSense: your sleep companion



### Before you sleep

Activate Human Sensor in one touch on your remote controller.

### When you wake up in the morning

Human Sensor detects when you're up, and it switches back to pre-sleep operation for a fresh start to the day.

### During the night

Human sensor monitors your sleep. Once you fall asleep, Human Sensor gradually reduces the air conditioning operation (change of temperature<sup>1</sup> + quieter operation) to create the ideal conditions for deep sleep.

1 .... +2°C in cooling mode, -2°C in heating mode.



SPX-WKT4

Control is available for all indoor units as an option


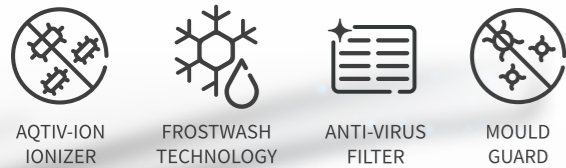
## Wired Wall Controller

- ✓ Alarm code history
- ✓ Weekly programming
- ✓ Remote control lock possible

\*features differ - see page 14

# Exclusive features for your indoor air quality

**airHome** combines different air purification technologies for enhanced effectiveness against pollutants including certain viruses, allergens, bacteria and even odours. **Take a deep breath with the peace of mind of cleaner and purer air.**



## Pre-filter

The Pre-filter is washable and filters out coarse particles.

## FrostWash

Cleans the heat exchanger reducing the build up of remaining pollutants, mould, viruses and bacteria.

## AQtiV-Ion<sup>1</sup>

Ionizer emits negatively-charged particles which cling to pollutants in the air around the AC unit so they fall harmlessly to the ground.

## Mould Guard

Automatic fan circulation after cooling/dry mode operation to dry the coil and prevent mould growth.

## Anti-virus filter

Embedded in each unit is an Anti-virus filter that actively combats airborne contaminants, neutralising most viruses and bacteria that pass through the filter.

airHome 800 airHome 600 airHome Floor

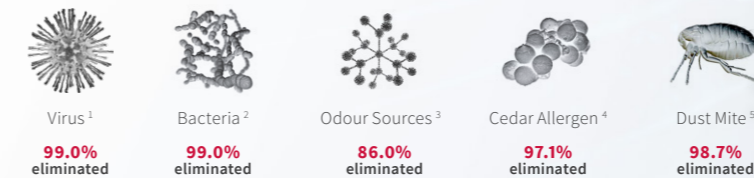
## AQtiV-Ion Ionizer

Integrate Ionizer:

- Releases negatively charged particles
- These particles bind to floating pollutants in the room and deactivate them.

The AQtiV-Ion technology generates negative ions. When released into the air, these ions combine with the oxygen (O<sub>2</sub>) in the air. These newly-created oxygen molecules continuously works to reduce impurities, viruses and bacteria, deactivating them to create healthier air.

### Continually works to reduce



1... An air conditioner is not a replacement for any COVID control measure recommended by governments or medical professionals. The claim refers to the effect of AQtiV-Ion which showed 99.9% reduction in COVID virus particles under lab conditions tested at Nara Medical University, Japan.  
2... Claim refers to the effect of AQtiV-Ion which showed 99.0% reduction in E.Coli particles and Staphylococcus Aureus tested at Boken Quality Evaluation Institute Japan following JIS Z 2801 standard

3... Claim refers to the 86% reduction effect of AQtiV-Ion on formaldehyde, tested at Kinki Bunseki Center, Ltd. Japan.  
4... Claim refers to the effect of AQtiV-Ion on Cedar allergens which shows 97.1% reduction, tested at Institute of Tokyo Environmental Allergy.  
5... Claim refers to the effect of AQtiV-Ion on House Dust Mites (98.7% reduction) tested at Viable Ltd. Following JIS-L-1920 standard.

## FrostWash™ Technology

Preserved performance  
Our tests show that systems with FrostWash are **Better at maintaining airflow performance** than those without this technology<sup>1</sup>

### Sanitising effects

On the heat exchanger

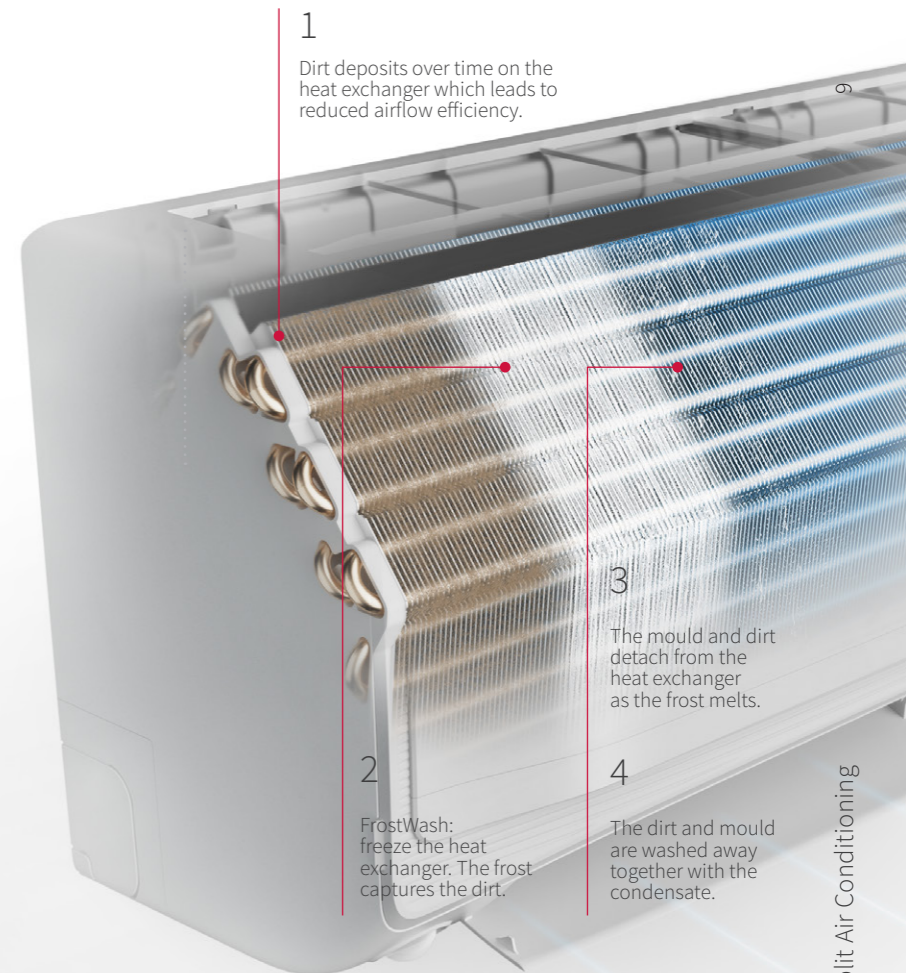


Manual FrostWash available on all IDU

airHome 400 airHome 600 airHome 800

airHome Floor airHome Ducted Slim airHome Cassette

1... Two identical units were tested for comparison; with and without FrostWash. Test chamber simulated approx. 2 years of dust and oil build up which may be experienced in a typical home environment. Airflow performance was tested before and after FrostWash being in the chamber. Unit without FrostWash experienced an 18% drop in airflow performance. Unit with FrostWash experienced only 6% performance drop. Tested at Johnson Controls-Hitachi Tochigi factory, Japan Nov/Dec 2021.  
2... Claim refers to the effect of FrostWash technology which showed 99% reduction of certain virus particles on the heat exchanger tested at Kitasato Research Center of Environmental Science.  
3... Claim refers to the effect of FrostWash technology which showed 99% reduction of bacteria on the heat exchanger tested at Kitasato Research Center of Environmental Science Japan.  
4... Claim refers to the effect of FrostWash which showed 95.0% reduction of mould on the heat exchanger tested at Kitasato Research Center of Environmental Science



# airHome Floor

(RAF-XJ\_RHAE)

Designed to be installed at floor level, these stylish **airHome** Floor indoor units come packed with features for optimal comfort including built in Wifi control.



- ECO MODE
- GOODSLEEP TIMER
- MANUAL FROSTWASH
- MOULD GUARD COIL DRYING
- AQTV-ION
- STAINLESS PRE-FILTER
- ANTI-VIRUS FILTER
- POWERFUL MODE
- SILENT MODE
- DRY MODE
- MY MODE
- UP DOWN AUTO SWING
- BUILT-IN WIFI
- 0.5°C TEMPERATURE CONTROL
- 24 HR ON TIMER
- WEEKLY TIMER
- OPERATION MODE LOCK
- FIREPROOF ELECTRICAL ENCLOSURE
- FILTER SIGN



**RC-BGH1FA0E** (Supplied)  
Remote control  
LED backlighting

**SPX-WKT4 (Optional)**  
Wired remote control

	RAF-XJ25RHAE	RAF-XJ35RHAE	RAF-XJ50RHAE
Cooling nominal capacity (kW)	2.5	3.5	5.0
Heating nominal capacity (kW)	3.4	4.5	6.0
Minimum Sound (cooling) db(A)	20	20	22
Dimensions (H x W x D) mm	750 x 590 x 219		

# airHome Cassette

(RAI-VJ\_RHAE)

Fitted in the ceiling, these **airHome** Cassette units provide premium and discreet comfort control.



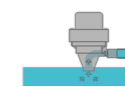
- HUMAN SENSOR
- SLEEPSENSE
- SMART ECO
- AUTO OFF WITH HUMAN SENSOR
- MANUAL FROSTWASH
- MOULD GUARD COIL DRYING
- POWERFUL MODE
- PRE-FILTER
- SILENT MODE
- DRY MODE
- MY MODE
- WIFI CONTROL OPTION
- 0.5°C TEMPERATURE CONTROL
- FIREPROOF ELECTRICAL ENCLOSURE
- FILTER SIGN



**RC-AGS1EA0E** (Optional)  
Remote control  
LED backlighting



**SPX-WKT4 (Optional)**  
Wired remote control  
\*features differ - see page 14



Condensate pump included

	RAI-VJ25RHAE	RAI-VJ35RHAE	RAI-VJ50RHAE	RAI-VJ60RHAE
Cooling nominal capacity (kW)	2.5	3.5	5.0	6.0
Heating nominal capacity (kW)	3.5	4.8	6.0	6.4
Minimum Sound (cooling) db(A)	27	27	29	29
Dimensions (H x W x D) mm	285 x 570 x 570			
Fascia Dimensions (H x W x D) mm	30 x 620 x 620			

## A console that combines performance & discretion

With its removable base and flush-mount design, the **airHome** Floor can be installed in any desired manner, flush mounted or not, to suit any interior.



# airHome Ducted Slim

(RAD-VJ\_QHAE/RHAE)

Hidden away in the ceiling or as a bulkhead these **airHome** Ducted Slim systems provide premium comfort without being seen.



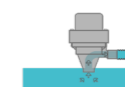
- ECO MODE
- GOODSLEEP TIMER
- MANUAL FROSTWASH
- AUTO INTERNAL CLEAN
- POWERFUL MODE
- PRE-FILTER
- SILENT MODE
- DRY MODE
- MY MODE
- WIFI CONTROL OPTION
- 0.5°C TEMPERATURE CONTROL
- FIREPROOF ELECTRICAL ENCLOSURE
- FILTER SIGN



**RC-BGH1FA0E** (Optional)  
Remote control  
LED backlighting



**SPX-WKT4 (Optional)**  
Wired remote control  
\*features differ - see page 14



Condensate pump included

	RAD-VJ18QHAE	RAD-VJ25RHAE	RAD-VJ35RHAE	RAD-VJ50RHAE	RAD-VJ60RHAE	RAD-VJ70RHAE
External static pressure (Pa)	25 / 50		30 / 100 / 150			
Cooling nominal capacity (kW)	1.8	2.5	3.5	5.0	6.0	7.0
Heating nominal capacity (kW)	2.5	3.5	4.8	6.0	7.0	8.0
Minimum Sound (cooling) db(A)	28	28	28	29	29	29
IDU Dimensions (H x W x D) mm	191 x 700 x 447		191 x 910 x 447		240 x 1000 x 700	

# Effortless comfort with hassle-free controls

Control your AC from anywhere

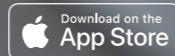
All airHome air conditioners can connect to our next-generation airCloud app via home wifi<sup>1,2</sup>.

Check and control your air conditioner's status from wherever you are, whenever you need.

You will never worry if you've left the AC on ever again.



airCloud Go app

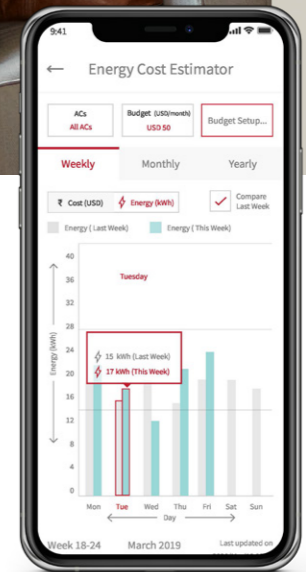


## Voice control with Alexa and Google Home

Connect your airHome air conditioner to your smart speaker for hands-free operation<sup>4</sup>.



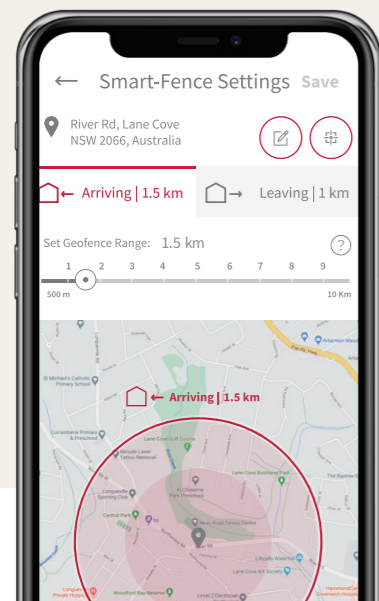
Alexa, decrease temperature by 3°C



## airCloud Go: automated comfort as you come & go

Link your phone's location to your air conditioner with airCloud Go app's Smart-Fence function. Once you are within a preset distance from your home, your airHome air conditioner will automatically start to heat or cool to your ideal temperature for when you arrive.

As you leave home, you can set your air conditioner to automatically turn off or switch to a more energy-efficient temperature.



### More airCloud Go features for better indoor climate control from the convenience of your phone



Turn the air conditioner on/off and set the desired temperature, fan speed and airflow direction.



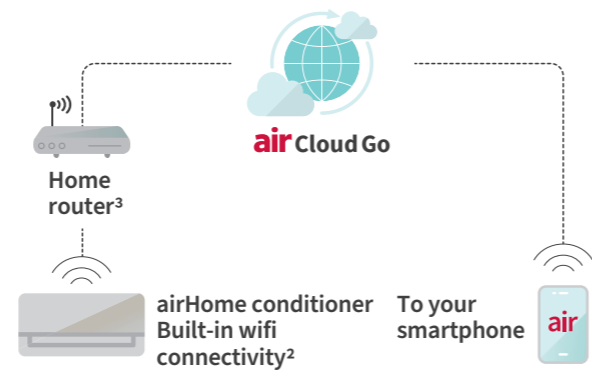
Program your air conditioning operation with the Simple Timer and/or Weekly Timer.



Pair your account with unlimited air conditioners.



Invite up to 20 users to manage each air conditioner.



## airCloud Go energy cost estimator

Track total air conditioning usage of your airHome Multi Pro system and preview estimates of your daily, weekly, monthly and/or annual expenditure.

You can also set a budget limit and receive notifications as you near this threshold.

## Remote control via airCloud Go

With the airCloud Go app, you can access:

- Temperature and Fan speed management
- Weekly programming

Built-in Wi-Fi on wall-mounted units and Floor console units only.



## airCloud Adapter

WiFi Adapter for Ducted and Cassette units



airCloud Adapter is compatible with the airCloud Go App, enabling remote control of Ducted and Cassette systems.



1 .... Access to a domestic wifi network is necessary to pair airHome to airCloud Go app.  
 2 .... airHome Ducted and Cassette requires an optional wifi adapter.  
 3 .... Required router supporting 2.4GHz ba

4 .... Amazon Echo supports English, French, Italian, Spanish, German  
 Google Home supports English, French, Italian, Spanish, German, Portuguese-BR, Dutch, Danish, Swedish, Thailand, Chinese(Traditional), Indonesia.

# Features

	airHome 800	airHome 600	airHome 400	airHome Floor	airHome Ducted	airHome Cassette
Modes by Sensor	Motion sensor	●	●			○/△
	SleepSense - with motion sensor	●	●			○
	Smart Eco mode with motion sensor	●	●			○/△
	Auto off - with motion sensor	●	●			○/△
Comfort	Eco mode	●	●	●	●	○/△
	Good Sleep Timer	△	△	●	●	○/△
	Powerful mode	●	●	●	●	○/△
	Silent mode	●	●	●	○	○
	Dry mode	●	●	●	●	○/△
	My mode (personalised mode)	●	●	●	●	○
	Up-down auto swing	●	●	●	●	○/△
	Left-right auto swing	●	●			
	Wide reach airflow	●	●			
	Long reach airflow	●				
	Fan Speed 5+Auto	●	●	●	●	○
	Fan Speed 4+Auto	△	△	△	△	△
Clean	Manual FrostWash	●	●	●	●	○/△
	Mould guard - fan coil drying	●	●	●	●	○/△
Air Purification	AQtiv-Ion air purifying technology	●	●		●	
	Stainless pre-filter	✓	✓		✓	
	Normal pre-filter			✓		✓
	Anti virus filter	✓	✓	✓	✓	
Wi-Fi (airCloud Go)	Built-in Wi-Fi	✓	✓	✓	✓	
	Wi-Fi adapter (optional)				■	■
	airCloud Go - Smart Fence	□	□	□	□	□
	airCloud Go - Energy Cost Estimator	□	□	□	□	□
	airCloud Go - Voice Command (Smart Speaker)	□	□	□	□	□
	airCloud Go - Holiday Mode	□	□	□	□	□
	airCloud Go - Weekly Timer	□	□	□	□	□
	airCloud Go - On/Off Timer	□	□	□	□	□

- Standard with wireless controller
- Available with optional wireless controller
- △ Available with optional wired SPX-WKT4 controller
- Optional Accessory
- With airCloud Go Wifi App

	airHome 800	airHome 600	airHome 400	airHome Floor	airHome Ducted	airHome Cassette
Control	Wireless remote controller		●	●		■
	Wireless controller with Weekly Time Clock	●			●	■
	Simple wired wall controller - SPX-WKT4	■	■	■	■	■
	0.5°C temperature control	●	●	●	●	○
	12 HR On/Off Timer			●		
	24 HR On/Off Timer	●	●	△	●	○/△
	Weekly timer	●	△/□	△/□	●	○/△/□
	Leave Home	●	●	●	●	○/△
	Power-safe mode	●	●		●	○
	Operation mode lock	●	●	●	●	○/△
	Filter sign	●	●	●	●	○/△
Accessories	DRED Adaptor - SPX-DRFM	■	■	■	■	■
	RAC H-Link Adapter - SPX-RAMHLK	■	■	■	■	■
	Run/Alarm Signal kit - SPX-WDC8	■	■		■	■
	Remote Run/Stop Dry Contact Adaptor - SPX-WDC3	■	■	■	■	■



# Outdoor Unit Specifications

**airHome** Multi Pro



Specifications		RAM-HCE Series			
Model Names		RAM-G55N3HCE	RAM-G70N4HCE	RAM-G85N5HCE	RAM-G110N5HCE
Nominal Capacity (Min. - Max.)	Cooling <i>kW</i>	5.5 (1.5-6.6)	7.0 (2.4-8.8)	8.5 (1.5-9.5)	10.0 (1.5-12.5)
	Heating <i>kW</i>	6.8 (1.5-7.2)	8.5 (2.6-9.5)	10.0 (1.5-11.5)	12.0 (1.5-12.7)
Nominal Power Input (Min. - Max.)	Cooling <i>kW</i>	1.30 (0.46-1.68)	1.89 (0.46-3.20)	2.50 (0.50-3.85)	2.97 (0.50 - 4.50)
	Heating <i>kW</i>	1.61 (0.43-2.01)	2.02 (0.48-3.12)	2.56 (0.50-3.85)	2.78 (0.50 - 5.00)
TCSPF (Cooling) Residential	Hot	6.311	6.173	5.439	5.489
	Mixed	5.784	5.668	5.036	5.178
	Cold	6.071	6.096	5.399	5.586
HSPF (Heating) Residential	Hot	5.035	5.196	4.976	5.341
	Mixed	4.543	4.552	4.272	4.619
	Cold	4.002	3.861	3.61	3.843
Rated Power Supply	<i>V / Phase / Hz</i>	220-240V / 1Ph / 50Hz			
Noise Level Cooling (sound pressure)	<i>dB(A)</i>	53	55	57	56
Noise Level Heating (sound pressure)	<i>dB(A)</i>	55	57	58	56
Noise Level (sound power)	<i>dB(A)</i>	64/66	66/68	68/69	70
Dimensions (H x W x D)	<i>mm</i>	800 x 850 x 298		800 x 950 x 370	945 x 950 x 370
Weight	<i>kg</i>	57	58	72	81
Minimum/Maximum Indoor Units Connectable		2 / 3	2 / 4	2 / 5	2 / 5
Refrigerant		R32			
Piping Diameter	Liquid / Gas <i>mm</i>	6.35 x 3 / 9.52 x 3	6.35 x 4 / 9.52 x 3 + 12.7 x 1	6.35 x 5 / 9.52 x 3 + 12.7 x 2	6.35 x 5 / 9.52 x 3 + 12.7 x 2
Maximum Piping Length	<i>m</i>	50	60	75	75
Minimum Piping Length	<i>m</i>	3	3	3	3
Height Difference	<i>m</i>	20	20	20	20
Working Range (cooling / heating)	<i>°C</i>	-10°C ~ 46°C / -15°C ~ 24°C	-10°C ~ 46°C / -15°C ~ 24°C	-10°C ~ 46°C / -15°C ~ 24°C	-10°C ~ 46°C / -15°C ~ 24°C

# Indoor Unit Specifications

**airHome** 400



Specifications		airHome 400 - DJ Series					
Model Names		RAK-DJ18RHAE	RAK-DJ25RHAE	RAK-DJ35RHAE	RAK-DJ50RHAE	RAK-DJ60RHAE	RAK-DJ70RHAE
Nominal Capacity (Min. - Max.)	Cooling <i>kW</i>	2.0(0.9-2.5)	2.5(0.9-3.1)	3.5(0.9-4.0)	5.0(1.9-5.2)	6.0(1.75-6.8)	7.10(1.75-7.5)
	Heating <i>kW</i>	2.5(0.9-3.2)	3.4(0.9-4.4)	4.2(0.9-5.0)	6.0(2.2-7.3)	7.0(1.75-7.8)	8.1(1.75-8.3)
Rated Power Supply	<i>V / Phase / Hz</i>	230V/ 50Hz / 1Ph					
Fan Speed		5	5	5	5	5	5
Noise Level Cooling (sound pressure)	Si/Lo/Mid/Hi/uHi <i>dB(A)</i>	20/24/29/33/37	20/24/30/36/40	20/27/35/39/43	28/33/38/42/46	30/33/42/45/48	30/36/42/45/48
Noise Level Heating (sound pressure)	Si/Lo/Mid/Hi/uHi <i>dB(A)</i>	20/24/30/34/38	20/25/31/36/41	20/28/36/40/44	25/31/37/42/47	30/33/42/45/48	30/36/42/45/48
Dimensions (H x W x D)	<i>mm</i>	280 x 780 x 222				294 x 950 x 230	
Diameter	Liquid / Gas <i>mm</i>	6.35 / 9.52	6.35 / 9.52	6.35 / 9.52	6.35 / 9.52	6.35 / 12.7	6.35 / 15.88
Refrigerant		R32					

**airHome** 600



Specifications		airHome 600 - VJ Series					
Model Names		RAK-VJ18RHAE	RAK-VJ25RHAE	RAK-VJ35RHAE	RAK-VJ50RHAE	RAK-VJ60RHAE	RAK-VJ70RHAE
Nominal Capacity (Min. - Max.)	Cooling <i>kW</i>	2.0(0.9-2.5)	2.5(0.9-3.1)	3.5(0.9-4.0)	5.0(1.9-5.2)	6.0(1.9-6.8)	7.0(1.9-7.5)
	Heating <i>kW</i>	2.5(0.9-3.2)	3.4(0.9-4.4)	4.2(0.9-5.0)	6.0(2.2-7.3)	7.0(1.9-7.8)	8.0(1.9-8.3)
Rated Power Supply	<i>V / Phase / Hz</i>	220-240V/ 50Hz / 1Ph					
Fan Speed		5	5	5	5	5	5
Noise Level Cooling (sound pressure)	Si/Lo/Mid/Hi/uHi <i>dB(A)</i>	21/24/33/35/37	22/24/33/38/40	25/26/36/41/43	25/28/39/44/46	32/36/42/45/47	32/36/42/45/48
Noise Level Heating (sound pressure)	Si/Lo/Mid/Hi/uHi <i>dB(A)</i>	19/22/33/36/38	20/23/34/39/41	26/27/36/42/44	27/31/39/44/46	32/36/42/45/47	32/36/42/45/48
Dimensions (H x W x D)	<i>mm</i>	280 x 780 x 227				294 x 1050 x 250	
Diameter	Liquid / Gas <i>mm</i>	6.35 / 9.52	6.35 / 9.52	6.35 / 9.52	6.35 / 12.7	6.35 / 12.7	6.35 / 15.88
Refrigerant		R32					

# Indoor Unit Specifications

## airHome 800



Specifications		airHome 800 - XJ Series			
Model Names		RAK-XJ18QHBE	RAK-XJ25RHBE	RAK-XJ35RHBE	RAK-XJ50RHBE
Nominal Capacity (Min. - Max.)	Cooling	<i>kW</i> 1.8(0.9-2.5)	2.5(0.9-3.1)	3.5(0.9-4.0)	5.0(1.9-5.2)
	Heating	<i>kW</i> 2.5(0.9-3.2)	3.2(0.9-4.4)	4.0(0.9-5.0)	6.0(2.2-7.3)
Rated Power Supply	<i>V / Phase / Hz</i>	220-240V/ 50Hz / 1Ph			
Fan Speed		5	5	5	5
Noise Level Cooling (sound pressure)	Si/Lo/Mid/Hi/uHi <i>dB(A)</i>	21/27/33/40/43	21/27/33/40/43	22/29/34/41/44	25/31/38/43/46
Noise Level Heating (sound pressure)	Si/Lo/Mid/Hi/uHi <i>dB(A)</i>	21/28/34/40/44	21/28/34/40/44	21/29/35/41/45	25/31/39/44/48
Dimensions (H x W x D)	<i>mm</i>	294 x 950 x 244			
Diameter	Liquid / Gas <i>mm</i>	6.35 / 9.52	6.35 / 9.52	6.35 / 9.52	6.35 / 12.7
Refrigerant		R32			

## airHome Floor



Specifications		airHome Floor - XJ Series		
Model Names		RAF-XJ25RHAE	RAF-XJ35RHAE	RAF-XJ50RHAE
Nominal Capacity (Min. - Max.)	Cooling	<i>kW</i> 2.5(0.9-3.1)	3.5(0.9-4.0)	5.0(0.9-5.2)
	Heating	<i>kW</i> 3.4(0.9-4.4)	4.5(0.9-5.0)	6.0(0.9-8.1)
Rated Power Supply	<i>V / Phase / Hz</i>	220-240V/ 50Hz / 1Ph		
Fan Speed		5	5	5
Noise Level Cooling (sound pressure)	Si/Lo/Mid/Hi/uHi <i>dB(A)</i>	20/26/31/36/38	20/26/31/38/39	22/29/36/41/43
Noise Level Heating (sound pressure)	Si/Lo/Mid/Hi/uHi <i>dB(A)</i>	20/26/31/36/38	20/26/31/38/39	24/29/36/42/44
Dimensions (H x W x D)	<i>mm</i>	750 x 590 x 219		
Diameter	Liquid / Gas <i>mm</i>	6.35 / 9.52	6.35 / 9.52	6.35 / 12.7
Refrigerant		R32		

# Indoor Unit Specifications

## airHome Ducted Slim



Specifications		airHome Ducted Slim					
Model Names		RAD-VJ18QHAE	RAD-VJ25RHAE	RAD-VJ35RHAE	RAD-VJ50RHAE	RAD-VJ60RHAE	RAD-VJ70RHAE
Nominal Capacity (Min. - Max.)	Cooling	<i>kW</i> 1.8(0.9-2.5)	2.5(0.9-3.0)	3.5(0.9-4.0)	5.0(1.9-5.8)	6.0(1.9-6.5)	7.0(1.9-8.0)
	Heating	<i>kW</i> 2.5(0.9-3.2)	3.5(0.9-5.5)	4.8(0.9-6.6)	6.0(1.9-6.8)	7.0(1.9-8.0)	8.0(1.9-8.5)
Rated Power Supply	<i>V / Phase / Hz</i>	220-240V/ 50Hz / 1Ph					
Fan Speed		5 (4 with SPX-WKT4)	5 (4 with SPX-WKT4)	5 (4 with SPX-WKT4)	5 (4 with SPX-WKT4)	5 (4 with SPX-WKT4)	5 (4 with SPX-WKT4)
Noise Level Cooling (sound pressure)	Si/Lo/Mid/Hi/uHi <i>dB(A)</i>	28/32/35/37/40	28/32/35/37/40	28/32/35/38/40	29/32/35/37/39	29/32/35/37/39	29/32/35/37/39
Noise Level Heating (sound pressure)	Si/Lo/Mid/Hi/uHi <i>dB(A)</i>	28/32/35/37/40	28/32/35/37/40	28/32/35/38/41	29/32/35/38/40	29/32/35/38/40	29/32/35/38/40
Dimensions (H x W x D)	<i>mm</i>	191 x 700 x 447		191 x 910 x 447	240 x 1000 x 700		
Diameter	Liquid / Gas <i>mm</i>	6.35 / 9.52	6.35 / 9.52	6.35 / 9.52	6.35/12.7	6.35/12.7	6.35 / 15.88
Refrigerant		R32					

## airHome Cassette



Specifications		airHome Cassette			
Model Names		RAI-VJ25RHAE	RAI-VJ35RHAE	RAI-VJ50RHAE	RAI-VJ60RHAE
Nominal Capacity (Min. - Max.)	Cooling	<i>kW</i> 2.5(0.90-3.00)	3.5(0.90-4.00)	5.0(1.9-5.80)	6.0(1.20-6.50)
	Heating	<i>kW</i> 3.5(0.90-5.00)	4.8(0.90-6.60)	6.0(1.9-6.80)	7.0(1.20-8.00)
Rated Power Supply	<i>V / Phase / Hz</i>	220-240V/ 50Hz / 1Ph			
Fan Speed		5 (4 with SPX-WKT4)	5 (4 with SPX-WKT4)	5 (4 with SPX-WKT4)	5 (4 with SPX-WKT4)
Noise Level Cooling (sound pressure)	Si/Lo/Mid/Hi/uHi <i>dB(A)</i>	27/31/34/36/38	27/33/36/38/40	29/35/39/43/44	29/35/39/44/45
Noise Level Heating (sound pressure)	Si/Lo/Mid/Hi/uHi <i>dB(A)</i>	27/32/34/36/38	27/34/37/39/41	30/36/40/45/47	30/36/42/45/47
Dimensions (H x W x D)	<i>mm</i>	285 x 570 x 570			
Fascia Dimensions (H x W x D)	<i>mm</i>	30 x 620 x 620			
Diameter	Liquid / Gas <i>mm</i>	6.35 / 9.52	6.35 / 9.52	6.35 / 12.7	6.35 / 12.7
Refrigerant		R32			

## Temperzone

### NEW ZEALAND

[nzsales@temperzone.com](mailto:nzsales@temperzone.com)

Auckland: (09) 279 5250  
Wellington: (04) 569 3262  
Christchurch: (03) 379 3216

### AUSTRALIA

[nswsales@temperzone.com](mailto:nswsales@temperzone.com)  
Sydney: (02) 8822 5700

[vicsales@temperzone.com](mailto:vicsales@temperzone.com)  
Melbourne: (03) 8769 7600

[qldsales@temperzone.com](mailto:qldsales@temperzone.com)  
Brisbane: (07) 3308 8333

[sasales@temperzone.com](mailto:sasales@temperzone.com)  
Adelaide: (08) 8115 2111

### DISTRIBUTORS

Newcastle: (02) 4962 1155  
Perth: (08) 6399 5900  
Launceston: (03) 6331 4209

Bosch Home Comfort Group  
[www.hitachiaircon.com](http://www.hitachiaircon.com)

Bosch Home Comfort Group  
is a trademark Licensee of  
Hitachi, Ltd.



WARRANTY

Must be maintained in accordance with maintenance recommendations.

[hitachiaircon.co.nz](http://hitachiaircon.co.nz)  
[hitachiaircon.com.au](http://hitachiaircon.com.au)



The specifications of this catalogue may change without prior notice to allow Hitachi Cooling & Heating to incorporate the latest innovations for its customers. The information contained in this catalogue is merely informative. Hitachi Cooling & Heating declines any responsibility in the broadest sense, for damage, direct or indirect, arising from the use and / or interpretation of the recommendations in this catalogue.