



econex  
nex gen R32 inverter

AIR COOLED

# Ducted Split Units



**temperzone**  
climate innovations



ISD/OSA 465 ~ 950

# Econex, providing leading efficiency and sustainability

## Econex Inverter Ducted Split

● 14.9kW - 31.3kW ● 14.8kW - 32.7kW

p .04



## Large Capacity Ducted Split

● 38.5kW - 89.2kW ● 37.1kW - 93.0kW

p. 20

● Heating Capacity

● Cooling Capacity



# Econex Inverter Ducted Split Features

# econex

nex gen R32 inverter

Econex Inverter Ducted Split units  
(14.8kW - 32.7kW)

R32



**Inverter Compressor**  
Inverter compressor for superior part load performance



**High Efficiency EC Fan**  
Custom select fan speeds or use 0-10VDC continuous speed



**Multi Speed Fans**  
Multi speed condenser fans for better efficiency, control, and stable operation



**Electronic Expansion Valve**  
Electronic expansion valves for greater control and efficiency.



**Intelligent Unit Controller**  
Ensures the unit runs at its optimum efficiency and provides system operation data



**Wide Temperature Operating Range**  
From -15°C to +52°C ambient



**Corrosion Resistant Design**  
Marine grade surface protection and epoxy coated coil protection



**Epoxy Coated Coils**  
Standard on indoor and outdoor coils for added coil protection



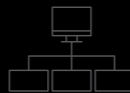
**Low GWP Refrigerant**  
R32 refrigerant has a significantly lower GWP than R410A



**New Compact Design**  
OSA 171-211 are more compact than previous units



**New Intelligent De-ice**  
Quick & Efficient de-ice resulting in increased heating performance



**BMS**  
BACnet™ or Modbus via RS485 (or TCP/IP option)  
\*BACnet is optional accessory



OSA 352 shown

# Lower Global Warming Potential Air Conditioning

Leading the way in providing low GWP commercial R32 air conditioning solutions.

### Lower global warming potential

With a smaller refrigerant charge and a GWP of 677, R32 refrigerant represents a 75-80% reduction in overall GWP per kW of cooling or heating when compared to R410A systems (GWP 2088)\*.

### Reducing future costs

As higher GWP refrigerants face increasing cost due to emissions tax levies the specification of R32 systems will represent a significant reduction in the future costs associated with owning and maintaining these systems.

- R410A System
- R32 System

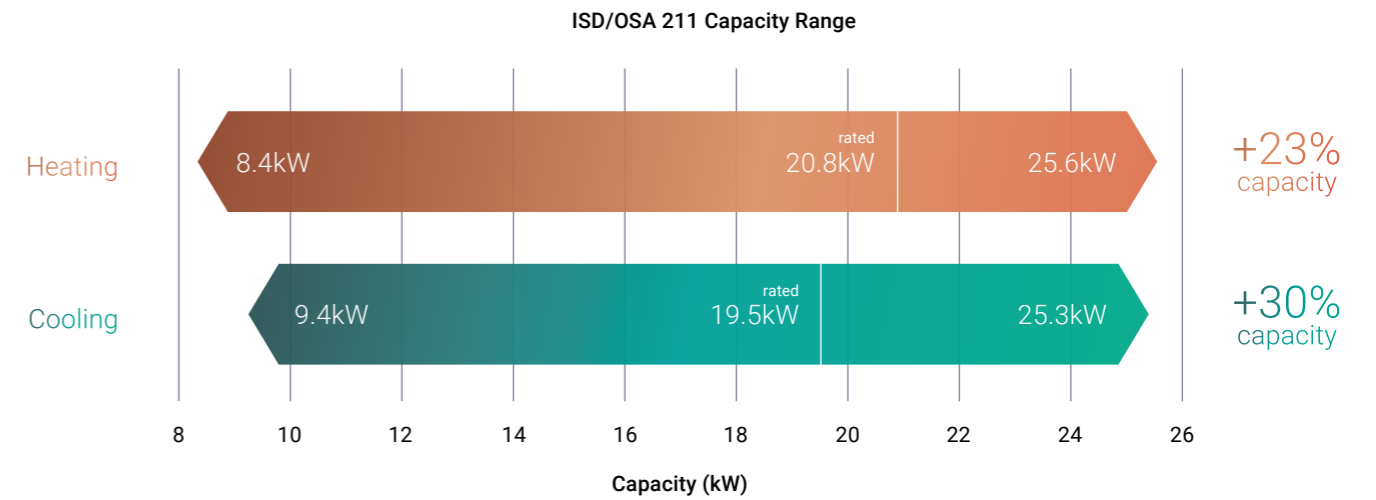


\*published to AR4

# High Performance Design

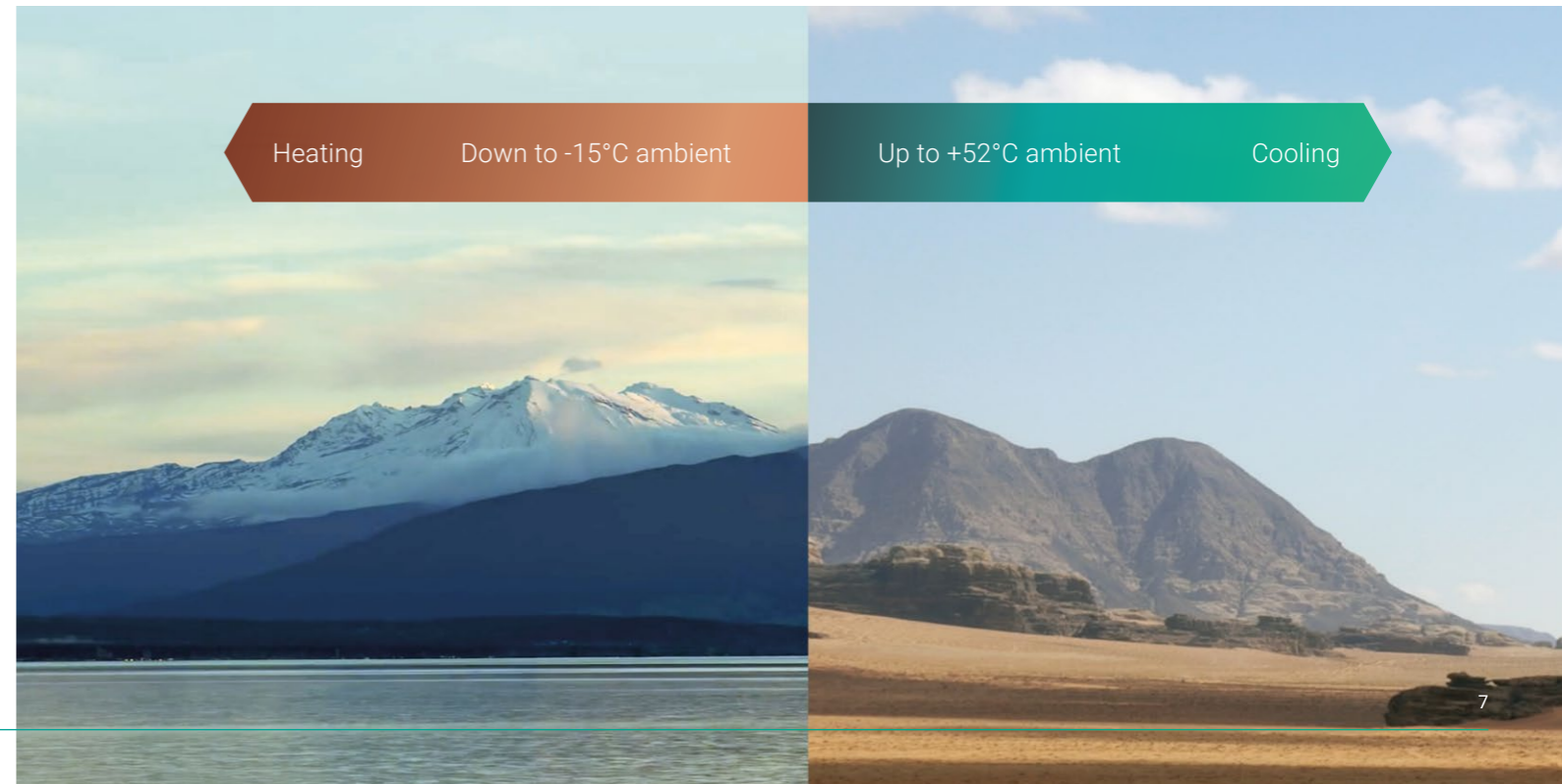
### Extra capacity with very wide heating and cooling ranges

For versatile specification, all R32 ducted split systems offer a very wide heating and cooling capacity range enabling reliable comfort at times of peak load and increased energy savings under low load conditions.



### Extreme weather operation

Designed for the harshest conditions, these R32 ducted units are designed to operate in ambient temperatures from -15°C to 52°C to ensure you're always comfortable, whatever the weather.

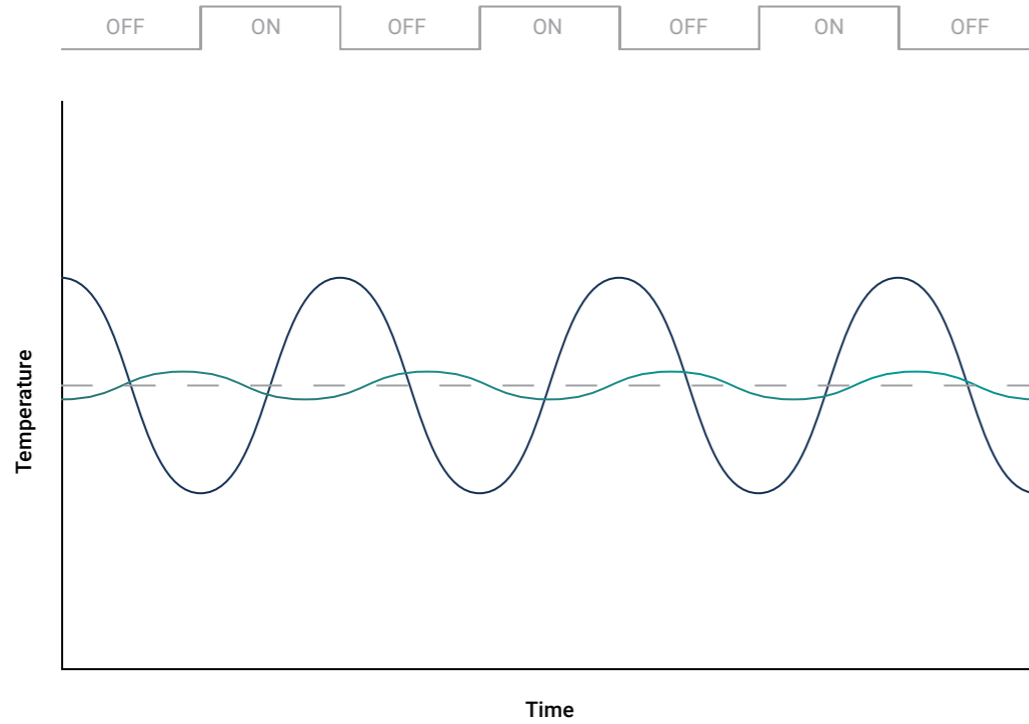


# Inverter Technology

Econex Inverter compressor technology delivers precise control of indoor air temperatures for superior year round comfort with leading energy efficiency.

## Improved Comfort Control

- Inverter
- Fixed Speed
- Set Point Temperature



## Inverter Comfort Control

Fixed speed air conditioners are single speed on/off systems. Once the desired temperature is reached, they turn off, turning back on only when the temperature drops below or rises above a set level. This cycling between full or no capacity causes unnecessary waste of electricity and doesn't maintain a constant room temperature.

The use of variable capacity inverter compressors allow a precise load variation response for superior temperature control. The use of electronic expansion valves and variable speed indoor and outdoor fans further allows a more effective, and efficient, response to varying load conditions.

## Energy efficient

Econex inverter compressors only use the amount of energy to suit the operating condition maximising your SEER performance.

- › Soft starting, using much less power at start up.
- › Matching capacity to load avoids temperature fluctuation and reduces energy input power.
- › Full inverter compressor range from 16-100% compressor speed.
- › Reduced amount of start/stop for long life operation.



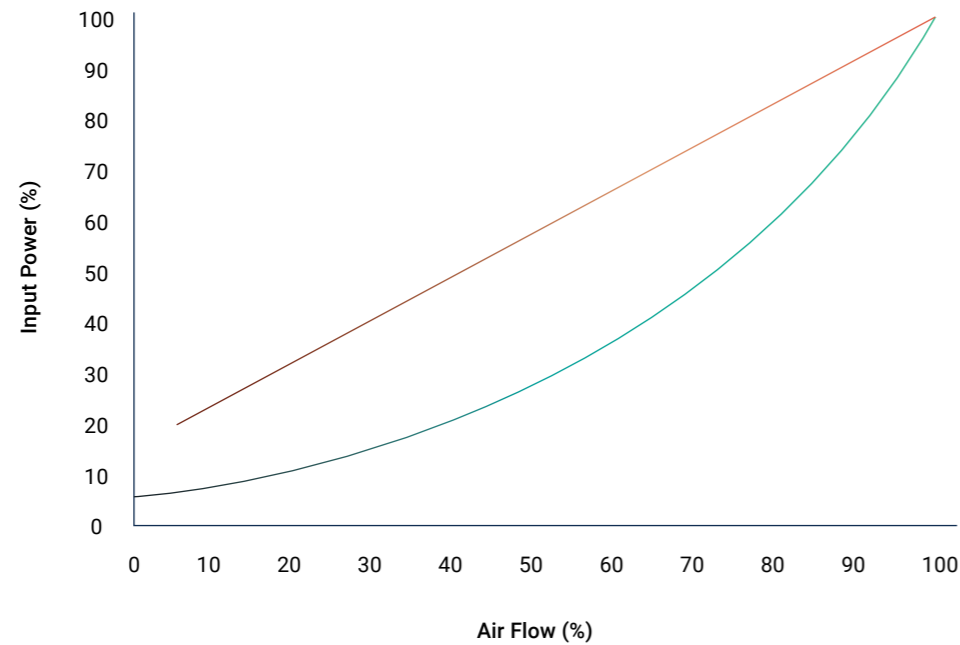
# Energy Saving Technology

Intelligent system control technology offers leading energy efficiency with precision control of the air conditioners refrigeration system.

## EC Fan Technology

Our high-efficiency EC fan motors are up to 20% more energy efficient than Belt drive or AC motor alternatives and enable quiet operation with slow ramp-up and no sudden noise changes. Achieve precise comfort with custom select fan speeds or continuously variable fan speed control.

- AC Motor
- EC Motor



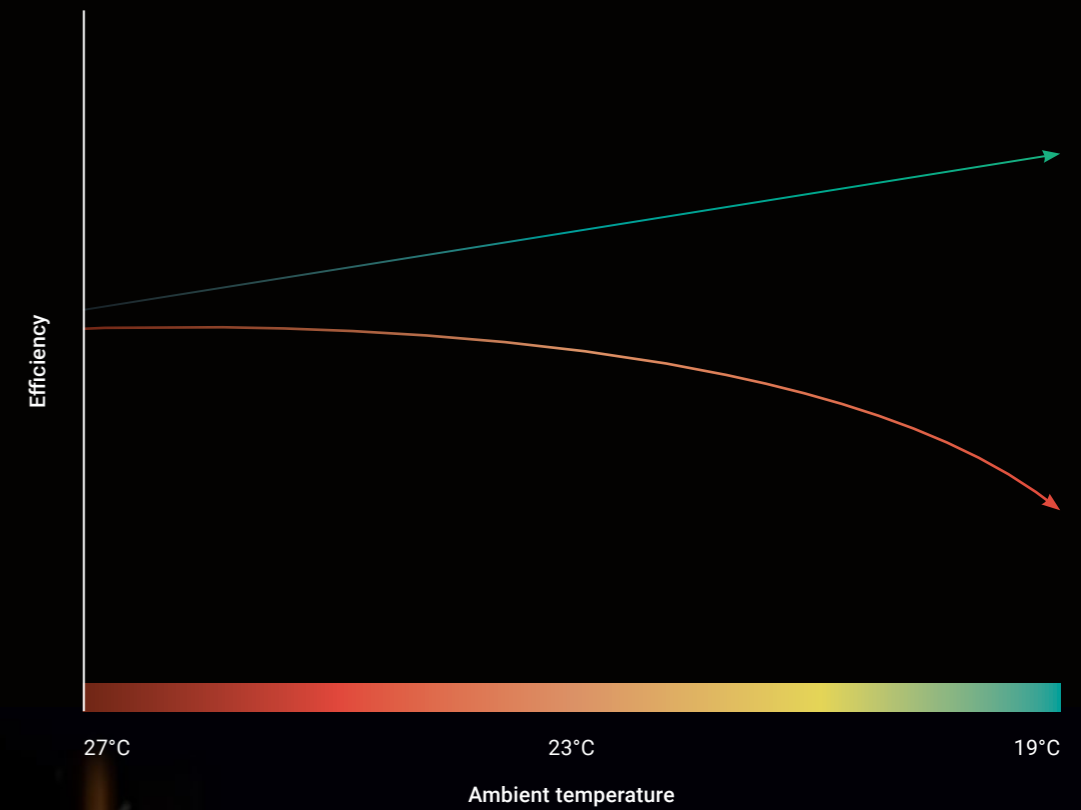
## Versatile solution for offices and shops



# Electronic Expansion Valves (EEV)

Temperzone Econex EEV's allow optimum control of superheat at varying load. They also provide increased efficiencies by lowering head pressure and optimum feeding of heat exchanger coils. EEV's control liquid saturation over the coils, which in turn increases the opportunity to absorb energy.

- Accurator
- EEV



### Benefits include:

- > EEV's enable improved efficiency and reduced operating costs at part-load conditions.
- > They also facilitate maximised energy savings during the shoulder seasons – periods in which air conditioning systems often run at part-load.

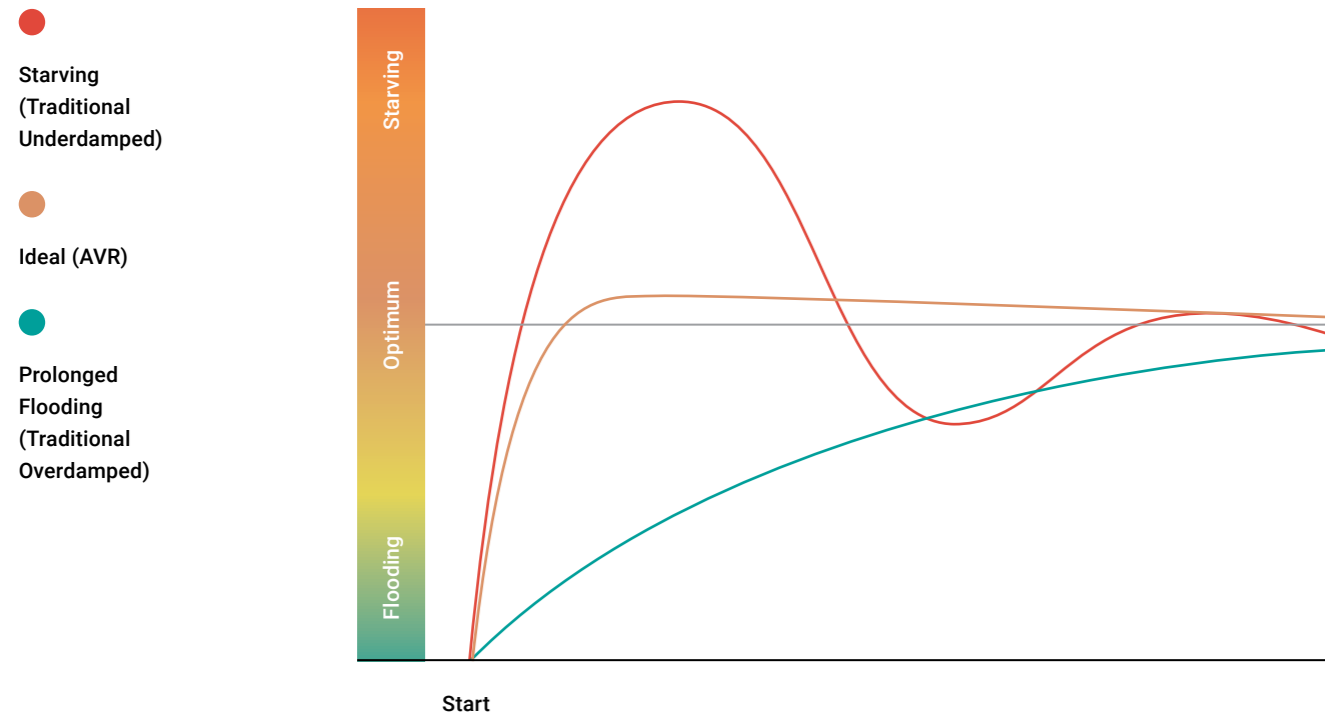


# Durable Long Life Design

Econex ducted split units are designed to be highly durable and suited to the harshest environmental conditions.

## Adaptive Valve Regulation

Temperzone's proprietary Adaptive Valve Regulation system (AVR) ensures that Temperzone inverter air conditioning systems run more efficiently and enjoy a longer operational life. AVR maximises efficiency in both heating and cooling cycles by regulating refrigerant flow capacity, allowing the system to maintain stability and efficiency over the full range of operating conditions.



### AVR also prevents:

- › Prolonged flooding (oil washed out of the system), which leads to seized bearings and compressor damage.
- › Improves Compressor Lifecycle.
- › Starving, which leads to HP/LP trips and reduced EER / Duty. Continuous starving leads to compressor motor overheat.

# Intelligent De-ice

New intelligent de-ice enables improved heating performance in colder conditions. Optimised coil circuitry and new controller logic results in fast and more effective de-ice.

Econex de-ice is designed to support the full turn down of the compressor and de-ices from the top to the bottom of full height coil circuits. Utilising a highly balanced split circuit coil design prevents excess pressure drop as the refrigerant changes phase.

### Allows:

- › Capacity during de-ice to be controlled to 10 °C condensing temps.
- › Aim to melt ice, not evaporate water. Evaporating water requires 6.75 more energy than melting ice.
- › Econex de-ice at a low capacity which is more efficient, and takes similar time as traditional de-ice.
- › Operation is extended up to 50 minute intervals between de-ice cycles, up from 35 min.
- › Better capacity control allows better room temp control under part load conditions.



# Convenient Control

From advanced commercial controllers to stylish touch screen controllers, Temperzone has a control option to suit your space and application.

## TZT-100

Temperzone's TZT-100 thermostat is an advanced controller suited to commercial environments. It delivers comprehensive control for your system not available with other thermostats.



### Features

- Modes – cool / cool-dry / heat / auto-dry / auto
- Set airflow - auto / low / med / hi (customisable)
- Key board and temperature locks
- 7 Day programmable time clock
- Set temperature: 5°C ~ 50°C at 0.5°C increments
- Remote sensor inputs

- Programmable occupancy inputs
- On demand override count down timer up to 12hrs
- Filter monitor option (by hours)
- Continuous or Intermittent fan operation
- Connects to indoor (IUC) or outdoor (UC8) unit

## innoTouch

innoTouch controller\*, a modern wall-mounted interface designed to elevate usability and system management across a wide range of Temperzone units.

Developed with a focus on simplicity and practicality, the innoTouch controller delivers a fast, smartphone-like interface that allows users to effortlessly manage temperature settings, modes, and schedules.

Its modern black finish and slim profile also ensure it blends seamlessly into any residential or commercial interior.



**Full colour touch screen controller**



**Three-speed and auto indoor fan control**



**7 Days / 365 Days Scheduling**



**Multiple user group access with PIN-code**



**Cool, Heat, Fan Only and Dual set point**



**System Status and Alarm display**

Backwards compatible with most systems with Temperzone's UC8 controller.

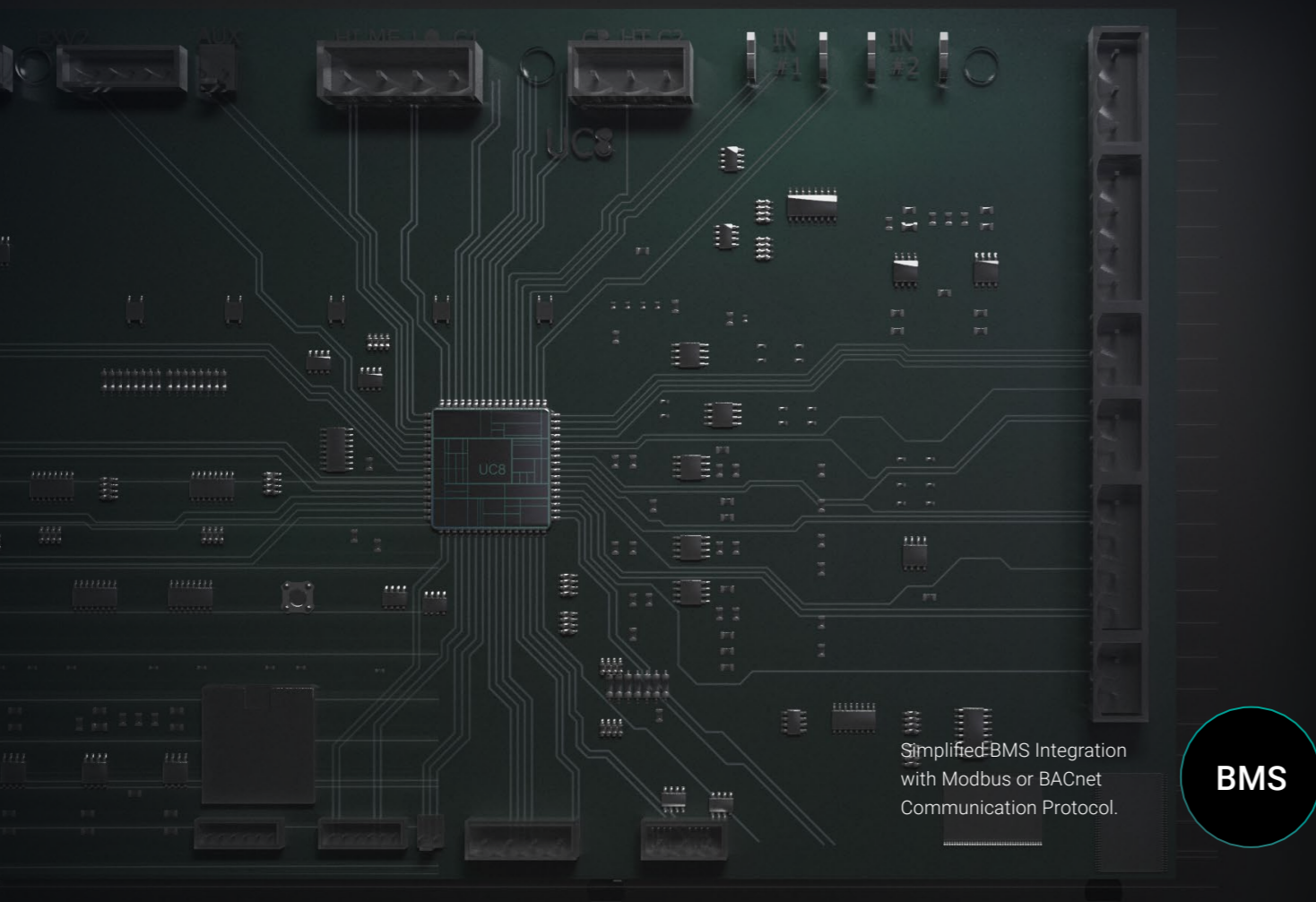
\*Not compatible with economiser control if required



# BMS Connectivity

Econex ducted split unit's can connect into a BMS for control and operation.

- › Through the outdoor unit via the UC8's Modbus/RS485 port with multi-unit control capability.
- › Through the indoor unit via the IUC's Modbus/RS485 port for centralised 0-10Vdc fan speed control.
- › Up to 99 units can be connected on a common RS485 bus in daisy chain design.
- › Daisy chain wiring saves on amount of wiring and required labour time.
- › BMS communication cable (2-wire shielded).
- › Maximum cable length of 1000m.



Simplified BMS Integration with Modbus or BACnet Communication Protocol.

**BMS**

# Easy Installation and Maintenance Design


Wiring and pipe access is made easy and convenient with a new removable corner access panel for electrical and piping access.

## Easy wiring terminal access

Installer electrical access has been improved with connections more easily accessed through the corner panel. Outdoor units are fully wired and the main power supply along with communication connections can be wired directly within the panel. The corner panel allows easy installer piping access, pipework is now also accessed lower on the unit.

## Slimline outdoor unit design

To allow for installation flexibility and space savings the OSA 171 and OSA 211 outdoor units are only 425mm deep while the OSA 251 is 462mm deep.



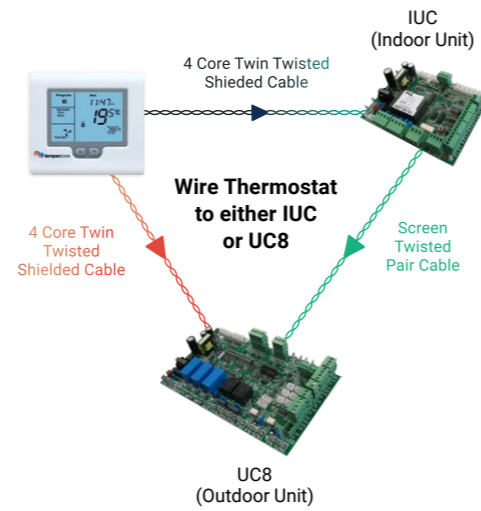
# Intuitive Unit Controllers

Econex Ducted Split units feature Temperzone outdoor (UC8) and indoor (IUC) unit controllers with powerful features enabling flexible solutions to meet various building requirements.

## Simple System Wiring

Installers have the flexibility to be able to wire the thermostat to either the Indoor (IUC) or Outdoor Unit (UC8) - whichever is more convenient.

- > 1 shielded twisted pair cable between UC8 & IUC.
- > Thermostat uses twin twisted pair shielded cable to connect to either the IUC or UC8.



## Outdoor Unit Controller (UC8)

Temperzone's intelligent UC8 outdoor unit controller has been designed to deliver efficient and precise system control under all conditions.

### Features

- Display for system error / fault reporting
- Control inputs via pluggable screw terminal blocks
- Operates with 12Vdc or 24Vac thermostats

- Accepts Modbus BMS connection
- Remote start/stop input
- DRED Compatible



## Indoor Unit Controller (IUC)

Temperzone's IUC makes it easier to deliver efficient control via communications with the Outdoor Unit.

### Features

- Thermostats can be connected to the IUC via an easy access terminal block within the indoor unit.

- Accepts 0-10V Signal BMS for airflow
- Remote On / Off available



# Large Capacity Ducted Split Features



ISD/OSA 465 ~ 950

Large Capacity Ducted Split units  
(37.1kW - 93.0kW)

R410A



**Digital Compressor\***

Enable 20-100% continuous system modulation for a wide capacity range and better humidity control at low capacity.



**High Efficiency EC Fan\***

Can be controlled either as a speed or by 0-10VDC.



**Multi Speed Fans**

Multi speed condenser fans for better efficiency, control, and stable operation



**Electronic Expansion Valve\***

Electronic expansion valves for greater control and efficiency.



**Intelligent Unit Controller**

Ensures the unit runs at its optimum efficiency and provides system operation data



**Wide Temperature Operating Range\*\***

From -15°C to +52°C ambient



**Corrosion Resistant Design**

Marine grade surface protection and epoxy coated coil protection



**Epoxy Coated Coils**

Standard on indoor and outdoor coils for added coil protection



**Dual Independent Refrigeration Systems**

Two independent refrigeration systems to increase efficiency.



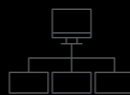
**EC Plug Fan\***

EC plug fans that precisely adjust airflow to change in static pressure.



**Vertical or Horizontal Supply Air**


Versatile solutions with multiple supply air options



**BMS**

BACnet™ or Modbus via RS485 (or TCP/IP option)

\*BACnet is optional accessory



\*Feature not applicable to all units, refer to specification tables.


\*\*OSA 840 & 950 from -10°C to +46°C ambient.

# Better Performing Large Capacity Ducted Split Systems

When it comes to large capacity Ducted Split systems nothings better than Temperzone's efficient, durable and comprehensive range.


## Dual Refrigeration Systems

These ducted split systems have two independent refrigeration circuits to provide the flexibility and economy of two stage operation, i.e. utilising one or two circuits as conditions vary, plus the advantage of staggered starting.



## Vertical or Horizontal Airflow

Having the option to choose from either vertical or horizontal supply air discharge configurations provides the flexibility required when designing for various commercial air conditioning installations.



## High Static EC Plug Fans\*

Improved efficiency and comfort through the supply of exact airflow requirements with variable airflow technology. Up to 50% more efficient than belt driven fans, and 20% more efficient than AC fans.



## Intelligent UC6 or UC8 Controller\*

Temperzone's intelligent outdoor unit controller (UC) has been designed to deliver efficient and precise system control under all conditions. 7 segment LED display to indicate faults and running conditions.



\*Feature not applicable to all units, refer to specification tables.

## Variable Capacity Compressors\*

ECO units feature a variable capacity digital compressor and a fixed speed compressor allowing efficient close control with 20-100% continuous system capacity modulation. These systems also provide better humidity control at low capacity.



## Electronic Expansion Valves\*

EEV's allow optimum control of superheat at varying load for outstanding comfort with indoor air temperature and humidity control. They also provide increased efficiencies by lowering head pressure and optimum feeding of heat exchanger coils.




## UC6 Service Interface tool\*

Many operating status conditions (including history) can be determined, without gauges, simply by using the optional UC6 Service Interface graphical display tool.



## BMS Connectivity

Units featuring UC6 or UC8 controller are BMS compatible via digital and analogue signals or via Modbus. EC motors can be controlled variably by a 0-10 volt DC signal that can be supplied by the BMS system.



## TZT-100

Temperzone's TZT-100 thermostat is an advanced controller suited to commercial environments. It delivers comprehensive control for your system not available with other thermostats.



## WiFi Service Utility Tool

WiFi Service Utility (WSU) is a portable control interface that plugs directly into the UC6, UC7 & UC8 board. Monitor a wide range of operational parameters, view fault logs and control the unit. It has a built in WiFi network for local wireless access from a smartphone, tablet or notebook PC.



\*Feature not applicable to all units, refer to specification tables.

- Standard
- Optional

# Econex Inverter Range Options & Features

The range of available temperzone options allows you to completely customise your unit, giving you flexibility and ultimate control.

Model	● ISD/OSA 171	● ISD/OSA 211	● ISD/OSA 251	● ISD 351/OSA 352
<b>Features</b>				
Inverter Compressor	●	●	●	●
BMS Connection	●	●	●	●
EC Fan Motor - supply air	●	●	●	●
Custom Select Fan Speed settings	●	●	●	●
0-10VDC Fan Speed Control	●	●	●	●
Intelligent De-ice	●	●	●	●
Variable Speed Condenser Fans	●	●	●	●
Electronic Expansion Valve	●	●	●	●
Separable Indoor Unit	●	●	●	—
<b>Self Diagnostics</b>				
LED Display for faults and running conditions	●	●	●	●
<b>Filters</b>				
EU4/G4 Rated (NZ only)	□	□	□	□
<b>Controller Options</b>				
TZT-100	□	□	□	□
InnoTouch	□	□	□	□

- Standard
- Optional
- Not Applicable

# Large Capacity Range Options & Features

Model ● ISD/OSA 380 ● ISD/OSA 465 ● ISD/OSA 570 ● ISD/OSA 670 ● ISD/OSA 840 ● ISD/OSA 950

Model	● ISD/OSA 380	● ISD/OSA 465	● ISD/OSA 570	● ISD/OSA 670	● ISD/OSA 840	● ISD/OSA 950
<b>Features</b>						
Fixed Speed Compressor (x2)	●	●	●	●	—	—
Fixed Speed + Digital Compressor	●	—	●	●	●	●
Variable Speed Condenser Fans	●	●	●	●	●	●
0-10VDC Fan Speed Control	●	—	●	●	●	●
Electronic Expansion Valve	●	●	●	●	●	●
BMS Connection	●	●	●	●	●	●
<b>Supply Air</b>						
EC Plug Fan	●	—	●	●	●	●
EC Fan Motor	●	—	—	—	—	—
AC Fan Motor (belt drive)	—	●	●	●	—	—
Horizontal Discharge	●	●	●	●	●	●
Vertical Discharge	●	●	●	●	●	●
<b>Self Diagnostics</b>						
LED Display for faults and running conditions	●	●	●	●	●	●
<b>Filters</b>						
EU4/G4 Rated	□	□	□	□	□	□
<b>Controller Options</b>						
TZT-100	□	□	□	□	□	□
InnoTouch	—	—	—	—	□	□
UC6 Service Interface tool	□	□	□	□	—	—

# Econex Inverter Range Technical Specifications



Indoor Unit	● ISD 171LYX	● ISD 171LYX	● ISD 211LYX	● ISD 251LYX	● ISD 351LYX
Outdoor Unit	● OSA 171RLSF	● OSA 171RLTF	● OSA 211RLTF	● OSA 251RLTF	● OSA 352RLTFV

### Capacity (kW)

Nominal Cooling Capacity*1	14.8 (8.6~18.5)	14.8 (8.6~18.5)	19.5 (9.4~25.3)	23.3 (13.3~29.5)	32.7 (13.5 ~37.1)
Net Cooling Capacity*2	14.5	14.5	19	22.5	31.5
Heating Capacity*3	14.9 (7.0~18.3)	14.9 (7.0~18.3)	20.8 (8.4~25.6)	23.3 (10.4~29.2)	31.3 (12.0~35.3)

### EER/COP

EER / AEER Cooling	3.15 / 3.12	3.26 / 3.23	3.15 / 3.13	3.19 / 3.17	3.14 / 3.13
COP / ACOP Heating	3.28 / 3.25	3.42 / 3.39	3.57 / 3.54	3.48 / 3.45	3.36 / 3.35

### Power

Power Supply*4	1 Phase 220 - 240V	3 phase 380 - 415 VAC 50 Hz			
Run Amps - Total System (A/ph)	21	9 / 6.5 / 6.5	13 / 9 / 10	16 / 10 / 10.5	17 / 12 / 17
Max Run Amps - Total System (A/ph)	35	15 / 11 / 11	23 / 14.5 / 15.5	24 / 15.5 / 15.5	30.5 / 21 / 24
Indoor Fan Full Load Amps (A)	3.5	3.5	6	6	10
Controller	UC8 / IUC				

### Compressor

Type	DC Inverter
Refrigerant	R32

### Indoor Air Fans

Type	Forward Curved
Motor	EC Fan

Notes: \*1 Nominal Cooling Capacity at AS/NZS 3823 conditions. \*2 Net Cooling Capacity at AS/NZS 3823 includes an allowance for indoor fan motor heat loss. \*3 Heating Capacity (reverse cycle units only) at AS/NZS 3823 conditions. \*4 Power source includes voltage limits. \*5 Supply air flow at Nominal Cooling Capacity conditions stated above.

Indoor Unit	● ISD 171LYX	● ISD 171LYX	● ISD 211LYX	● ISD 251LYX	● ISD 351LYX
Outdoor Unit	● OSA 171RLSF	● OSA 171RLTF	● OSA 211RLTF	● OSA 251RLTF	● OSA 352RLTFV

### Airflow (l/s)

Nominal*5	800	800	1050	1300	1750
-----------	-----	-----	------	------	------

### Installation (m)

Max Vertical Separation	20				
Pre-charge Line Length	15				10
Max Line Length	60				90
Pipe Sizes - Suction / Liquid (mm OD)	19 / 9.5			22 / 13	28 / 13

### Finish

Indoor Unit / Outdoor Unit	Zinc Galvanised Steel / Grey Polyester Powder Coat
----------------------------	--

### Operating Range

Cooling	-10°C to 52°C
Heating	-15°C to 25°C

### Overall Dimensions (mm)

Indoor - W x H x D	1280 x 430 x 785	1470 x 430 x 785	1630 x 430 x 785	2020 x 435 x 698
Outdoor - W x H x D	1120 x 965 x 425	1155 x 1270 x 425	1335 x 1385 x 425	1595 x 1307 x 840

### Weight (kg)

Nett - Indoor / Outdoor	68 / 101	68 / 105	86 / 129	89 / 161	124 / 254
Shipping - Indoor / Outdoor	78 / 111	78 / 115	97 / 136	101 / 168	140 / 266

Notes Continued: Compliance: AS/NZS 3823.2:2013 Minimum Energy Performance standards AS/NZS 60335.2.40:2019 Safety of Electrical Appliances AS/NZS 61000.6.8:2021 EMC standard AS 4506:2005 Powder coat salt spray Class D High Marine. Materials and specifications are subject to change without notice due to the manufacturer's ongoing research and development programme.

# Large Capacity Range Technical Specifications



ISD/OSA 465 ~ 950

Indoor Unit	ECO ● ISD 380KBY	ECO ● ISD 380KB-P	ECO ● ISD 465KB	ECO ● ISD 570-P	● ISD 570KB
Outdoor Unit	● OSA 380RKT(B)G	● OSA 380RKT(B)G	● OSA 465RKT(B)G	● OSA 570RKT(B)G	● OSA 570RKT(B)G

### Capacity (kW)

Nominal Cooling Capacity*1	8.0 - 37.6	7.5 - 37.1	44.6	11.3 - 56.6	56.1
Net Cooling Capacity*2	36.4	35.9	42.6	55.0	54.0
Heating Capacity*3	38.8 (7.2 - 35.9)*7	38.5 (7.1 - 35.7)*7	44.0	10.6 - 53.4	55.9

### EER/COP

EER / AEER Cooling	3.26 / 3.21	3.20 / 3.15	2.98 / 2.95	3.27 / 3.26	3.10 / 3.09
COP / ACOP Heating	3.46 / 3.44	3.43 / 3.41	3.53 / 3.51	3.48 / 3.46	3.37 / 3.35

### Power

Power Supply*4	3 phase 380 - 415 VAC 50 Hz				
Run Amps - Total System (A/ph)	16 / 20 / 20	17 / 22 / 17	31 / 26 / 25	34 / 28 / 27	38 / 33 / 32
Max Run Amps - Total System (A/ph)	21 / 25 / 25	22 / 27 / 22	43 / 37 / 37	44 / 38 / 37	47 / 42 / 41
Indoor Fan Full Load Amps (A)	6 (x2)	2.5 (x2)	6.2	5.7	11.0
Controller	UC6				

### Compressor

Type	Fixed x2 (Fixed + Digital)*7	Fixed x2	Fixed + Digital	Fixed x2
Refrigerant	R410A			

### Indoor Air Fans

Type	Forward Curved	Backward Curved	Forward Curved	Backward Curved	Forward Curved
Motor	EC	EC Plug	Belt Drive	EC Plug	Belt Drive

Notes: \*1 Nominal Cooling Capacity at AS/NZS 3823 conditions. \*2 Net Cooling Capacity at AS/NZS 3823 includes an allowance for indoor fan motor heat loss. \*3 Heating Capacity (reverse cycle units only) at AS/NZS 3823 conditions. \*4 Power source includes voltage limits. \*5 Supply air flow at Nominal Cooling Capacity conditions stated above.

Indoor Unit	ECO ● ISD 380KBY	ECO ● ISD 380KB-P	● ISD 465KB	ECO ● ISD 570-P	● ISD 570KB
Outdoor Unit	● OSA 380RKT(B)G	● OSA 380RKT(B)G	● OSA 465RKT(B)G	● OSA 570RKT(B)G	● OSA 570RKT(B)G

### Airflow (l/s)

Nominal*5	2100	2100	2550	3100	3100
-----------	------	------	------	------	------

### Installation (m)

Max Vertical Separation	20				
Pre-charge Line Length	10				
Max Line Length	60	30 or 60*6		60 / 90	
Pipe Sizes - Suction / Liquid (mm OD)	22 / 13			(28 or 35)*6 / 13	

### Finish

Indoor Unit / Outdoor Unit	Zinc Galvanised Steel / Grey Polyester Powder Coat
----------------------------	--

### Operating Range

Cooling	-10°C to 52°C
Heating	-15°C to 25°C

### Overall Dimensions (mm)

Indoor - W x H x D	2315 x 705 x 830	1565 x 1210 x 1200	1650 x 1150 x 1345
Outdoor - W x H x D	1480 x 1420 x 1710	1480 x 1270 x 1790	1480 x 1345 x 1755

### Weight (kg)

Nett - Indoor / Outdoor	203 / 458	169 / 458	277 / 445	333 / 511	333 / 511
Shipping - Indoor / Outdoor	226 / 511	195 / 511	300 / 490	380 / 565	380 / 565

Notes: \*6 Extra suction accumulation required. \*7 () Bracketed figure is performance when matched to digital outdoor unit, ie OSA 380RKT(B)G. Materials and specifications are subject to change without notice due to the manufacturer's ongoing research and development programme.

# Large Capacity Range Technical Specifications



ISD/OSA 465 ~ 950

	ECO	ECO	ECO	ECO
Indoor Unit	● ISD 670-P	● ISD 670KB	● ISD 840KBX-P	● ISD 950KBX-P
Outdoor Unit	● OSA 670RKTBG	● OSA 670RKTB	● OSA 840RKTBG	● OSA 950RKTBG

### Capacity kW

	ECO	ECO	ECO	ECO
Nominal Cooling Capacity*1	13.1 - 65.5	65.9	84.6 (16.9~84.6)	93.0 (18.6~93.0)
Net Cooling Capacity*2	63.0	62.8	81.3	89.8
Heating Capacity*3	12.4 - 62.0	62.8	78.4	89.2

### EER/COP

	ECO	ECO	ECO	ECO
EER / AEER Cooling	3.07 / 3.06	2.97 / 2.96	3.20 / 3.19	3.11 / 3.10
COP / ACOP Heating	3.43 / 3.41	3.47 / 3.45	3.68 / 3.67	3.51 / 3.50

### Power

	ECO	ECO	ECO	ECO
Power Supply*4	3 phase 380 - 415 VAC 50 Hz			
Run Amps - Total System (A/ph)	34 / 39 / 33	38 / 43 / 38	55 / 46 / 46	66 / 55 / 55
Max Run Amps - Total System (A/ph)	45 / 50 / 44	50 / 54 / 48	74 / 64 / 64	84 / 74 / 74
Indoor Fan Full Load Amps (A)	5.7	11.0	4.6 (x2)	9.2 (x2)
Controller	UC6		UC8 x2 / IUC	

### Compressor

Type	Digital + Fixed	Fixed (x2)	Digital + Fixed
Refrigerant	R410A		

### Indoor Air Fans

Type	Backward Curved	Forward Curved	Backward Curved
Motor	EC Plug	Belt Drive	EC Plug

Notes: \*1 Nominal Cooling Capacity at AS/NZS 3823 conditions. \*2 Net Cooling Capacity at AS/NZS 3823 includes an allowance for indoor fan motor heat loss. \*3 Heating Capacity (reverse cycle units only) at AS/NZS 3823 conditions. \*4 Power source includes voltage limits.

	ECO	ECO	ECO	ECO
Indoor Unit	● ISD 670-P	● ISD 670KB	● ISD 840KBX-P	● ISD 950KBX-P
Outdoor Unit	● OSA 670RKTBG	● OSA 670RKTB	● OSA 840RKTBG	● OSA 950RKTBG

### Airflow (l/s)

	ECO	ECO	ECO
Nominal*5	3600	4500	5000

### Installation (m)

	ECO	ECO	ECO
Max Vertical Separation	20		
Pre-charge Line Length	10		
Max Line Length	60 / 90	90	
Pipe Sizes - Suction / Liquid (mm OD)	(28 or 35)*6 / 13		35 / 16

### Finish

Indoor Unit / Outdoor Unit	Zinc Galvanised Steel / Grey Polyester Powder Coat
----------------------------	--

### Operating Range

	ECO	ECO
Cooling	-10°C to 52°C	-10°C to 46°C
Heating	-15°C to 25°C	

### Overall Dimensions (mm)

	ECO	ECO	ECO
Indoor - W x H x D	1650 x 1150 x 1345	2220 x 1070 x 1320	2220 x 1280 x 1320
Outdoor - W x H x D	1480 x 1390 x 1755	1680 x 1210 x 2310	

### Weight (kg)

	ECO	ECO	ECO	ECO
Nett - Indoor / Outdoor	282 / 541	350 / 541	351 / 575	401 / 579
Shipping - Indoor / Outdoor	329 / 580	397 / 580	376 / 606	426 / 610

Notes: \*5 Supply air flow at Nominal Cooling Capacity conditions stated above. \*6 Extra suction accumulation required. Materials and specifications are subject to change without notice due to the manufacturer's ongoing research and development programme.



ISD/OSA 465 ~ 950



[temperzone.com](http://temperzone.com)



**Australia**

[nswsales@temperzone.com](mailto:nswsales@temperzone.com)  
[sasales@temperzone.com](mailto:sasales@temperzone.com)  
[qldsales@temperzone.com](mailto:qldsales@temperzone.com)  
[vicsales@temperzone.com](mailto:vicsales@temperzone.com)

**New Zealand**

[nzsales@temperzone.com](mailto:nzsales@temperzone.com)

**Singapore**

[sales@temperzone.com.sg](mailto:sales@temperzone.com.sg)

The specifications of this catalogue may change without prior notice to allow Temperzone to incorporate the latest innovations for its customers. The information contained in the catalogue is merely informative. Temperzone declines any responsibility in the broadest sense, for damage direct or indirect, arising from the use and / or interpretation of the recommendations in this catalogue.

**Australia**

Sydney	02 – 8822 5700
Adelaide	08 – 8115 2111
Brisbane	07 – 3308 8333
Melbourne	03 – 8769 7600

**Distributors**

Newcastle	02 – 4962 1155
Perth	08 – 6399 5900
Launceston	03 – 6331 4209

**New Zealand**

Auckland	09 – 279 5250
Hamilton	07 – 839 2705
Wellington	04 – 569 3262
Christchurch	03 – 379 3216

**Asia**

Singapore	65 – 6733 4292
Shanghai	21 – 5648 2078

