

HITACHI

airHome

Wall Mounted Systems

Cooling & Heating



reddot winner 2022



WARRANTY



The system for people who don't want to think about air conditioning.



Peace of Mind with a 6 Year Warranty

The airHome wall mounted range comes with a comprehensive 6 year warranty on parts and labour, so you can be assured of the reliability and quality of your airHome system.



WARRANTY

Award-winning Design ideal for all types of interiors

airHome was designed according to Hitachi's Duality Design philosophy, combining superior engineering and subtle aesthetics to create Living Harmony within your home.



reddot winner 2022

No need to think about it

Effortless comfort: airHome provides the right operation for each moment of your home life

[Go to pg. 6 - 7](#)

Operation with airCloud Go app for your phone/tablet

[Go to pg. 8](#)

Easy control

[Go to pg. 9](#)

Helps to clean & maintain itself year after year

Discover FrostWash and Mould Guard Function exclusive Hitachi self-cleaning technologies

[Go to pg. 12 - 13](#)

Quality you would expect from a Japanese brand

[Go to pg. 14 - 15](#)

Helps to purify your indoor air & remove odours

ViroSense Z1 filter: an anti-virus filter inside your air conditioner

[Go to pg. 16 - 17](#)

AQtiv-Ion: exclusive technology contributing to building a healthier environment

[Go to pg. 18](#)

Series selection guide & specs

Find out the right model for your home

[Go to pg. 20 - 23](#)



**No need to
think about it**



**airHome provides
effortless comfort.**

Work, play, relax, sleep.
No matter your lifestyle,
airHome automatically
adapts to your routine.



Cleans & maintains itself

Purifies your indoor air

See action guide & spec

No need to think about it

Effortless comfort

Automatically follows your routine

airHome air conditioners adapt to each moment of your home life. With intelligent sensing features, airHome always provides the right air for you.

airHome 600

SleepSense: your sleep companion

Before you sleep

Activate SleepSense in one touch on your remote controller.

When you wake up in the morning

SleepSense detects when you're up, and it switches back to pre-sleep operation for a fresh start to the day.

During the night

SleepSense monitors your sleep. Once you fall asleep, SleepSense gradually reduces the air conditioning operation (change of temperature¹ + quieter operation) to create the ideal conditions for deep sleep.

airHome 400

GoodSleep Timer: program to turn off after a specified number of hours

Set the GoodSleep Timer, so once activated, the air conditioner will run for your selected number of hours and then automatically turn off. During the hours of operation, to promote better sleep, it will allow the temperature to gradually increase by 2°C if in cooling mode, or decrease by 2°C if in heating, and operate the fan in a low-noise mode.

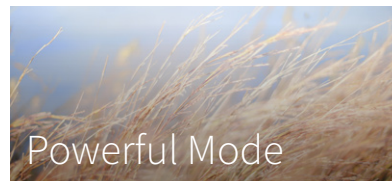
More features providing adaptive comfort



Perfect airflow

Suitable for large rooms

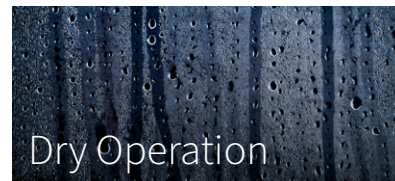
Distributes air effectively across any room in your house, with some models reaching up to 24metres away² and automatically distributing air across a 105° by 60° 3-dimensional arc



Powerful Mode

Activate the 20-minute powerful mode

For when you need rapid cooling (or heating³)



Dry Operation

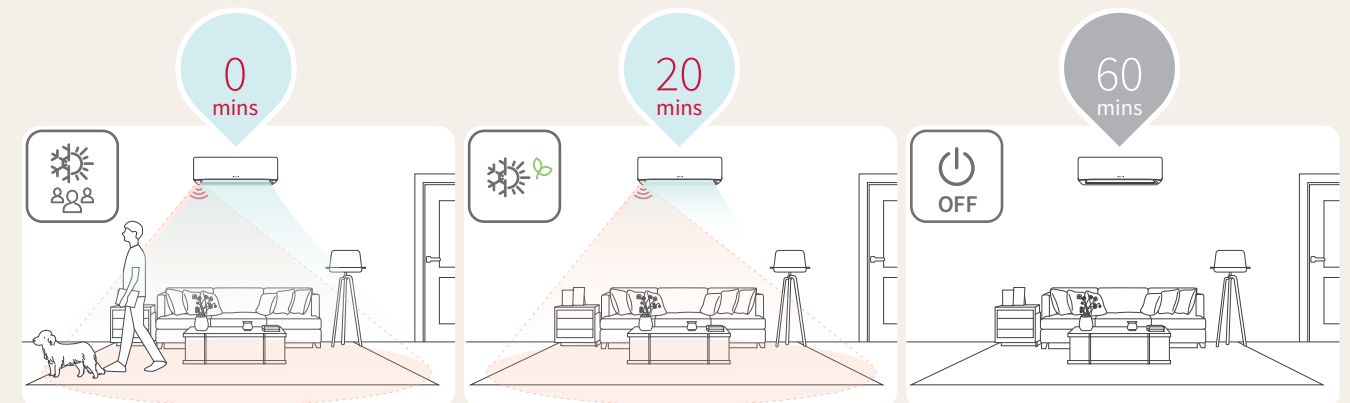
For humid days

Dry operation dehumidifies the room efficiently and silently

airHome 600

Smart Eco cuts air conditioning when the room is vacant

With Smart Eco, indoor units will automatically adopt energy-saving mode when you're out of the room. You don't need to remember to turn your AC off; **Smart Eco does it for you.**



When you leave the room



Initial Operation

Smart Eco detects the room is now vacant, the cooling/heating operation continues as you've set it for the next 20min.

After 20min of vacancy



Energy-Saving Operation

airHome automatically modifies the set temperature higher or lower to reduce the power consumption.

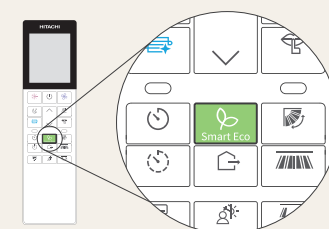
When you return later to the room, human (or pet) presence is detected again and the AC returns to initial operation.

Optional: after 60min of vacancy



Auto-Off Option

Smart Eco automatically turns off the air conditioner to stop consuming energy.



airHome 400

Eco mode saves energy

Activate Eco mode to switch to more energy-efficient cooling and heating. Eco mode automatically adjusts the temperature and fan speed to reduce power consumption, saving energy and reducing your environmental impact.



Silent Mode

So quiet, you'll forget it's on!

Thanks to unique wave-blade fan, the air conditioning will run as quiet as 20dB(A)⁴



Climate Control

Ensures year-round comfort control

Cool home in summer

Cooling operation up to +46°C outside.

For transition season climates, "auto mode" automatically switches between cooling and heating to maintain your desired temperature.

Warm home in winter

Heating operation down to -15°C outside.

Winter holidays tip: 'Leave home' mode maintains enough warmth in your home to prevent pipes from freezing.

1 +2°C in cooling mode, -2°C in heating mode.

2 Airflow distance will vary according to fan speed setting, environmental factors and model capacity. Claim refers to models RAK-VJ50PHAT and above with a fan speed of 1200rpm creating an air velocity of 0.15m/s or more according to anemometer tests.

3 Available in heat pump model only.

4 The number is observed on airHome400 (2.5-3.5kW model) when the silent mode is set. Tested at Johnson Controls-Hitachi Tochigi factory, Japan.

Effortless comfort with hassle-free controls

Control your AC from anywhere

All airHome air conditioners can connect to our next-generation airCloud app via home wifi^{1,2}.

Check and control your air conditioner's status from wherever you are, whenever you need.

You will never worry if you've left the AC on ever again.



airCloud Go app



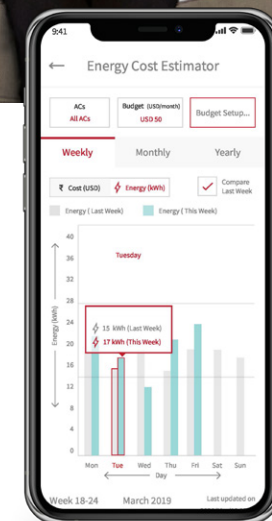
Voice control with Alexa and Google Home

Connect your airHome air conditioner² to your smart speaker for hands-free operation⁴.



Alexa, decrease temperature by 3°C

-3°C



airCloud Go energy cost estimator

Track AC usage in your home and preview estimates of your daily, weekly, monthly and/or annual expenditure.

You can also set a budget limit and receive notifications as you near this threshold.

A brand-new design remote controller

With a more intuitive controller than ever before, controlling your air conditioner has never been easier.



New 'My Mode' button

The new 'My Mode' button enables you to save up to 3 combinations of your favorite settings (operation mode, set temperature, fan speed) so you can recreate your preferred climate in one touch.



0.5°C temperature control

Set the temperature by 0.5°C increments for more precise comfort.



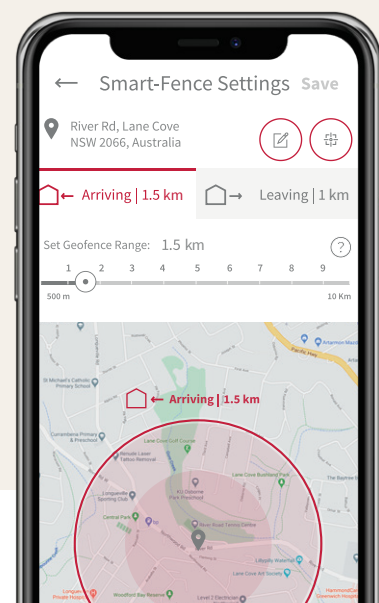
airHome 600 remote controller

- 1 Access to a domestic wifi network is necessary to pair airHome to airCloud Home app.
- 2 airHome 400 requires an optional wifi adapter.
- 3 Required router supporting 2.4GHz band.
- 4 Amazon Echo supports English, French, Italian, Spanish, German
Google Home supports English, French, Italian, Spanish, German, Portuguese-BR, Dutch, Danish, Swedish, Thailand, Chinese(Traditional), Indonesia.

airCloud Go: automated comfort as you come & go

Link your phone's location to your air conditioner with airCloud Go app's Smart-Fence function. Once you are within a preset distance from your home, your airHome air conditioner will automatically start to heat or cool to your ideal temperature for when you arrive.

As you leave home, you can set your air conditioner to automatically turn off or switch to a more energy-efficient temperature.



More airCloud Go features for better indoor climate control from the convenience of your phone



Turn the air conditioner on/off and set the desired temperature, fan speed and airflow direction.



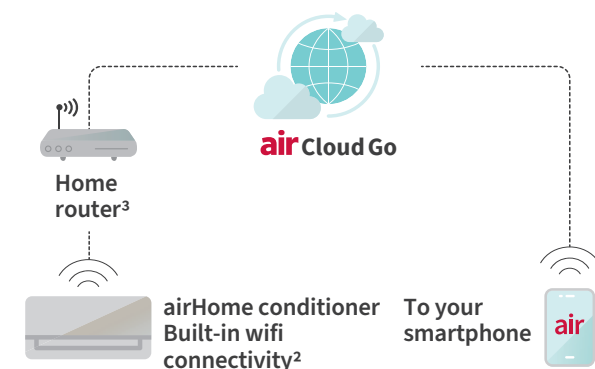
Program your air conditioning operation with the Simple Timer and/or Weekly Timer.



Pair your account with unlimited air conditioners.



Invite up to 20 users to manage each air conditioner.



Quality you would expect from a Japanese brand



The right choice for a worry-free future.

airHome is engineered to provide long lasting performance, thanks to exclusive Hitachi self-cleaning technologies.



WARRANTY

Peace of Mind with a 6 Year Warranty

The airHome wall mounted range comes with a comprehensive 6 year warranty on parts and labour, so you can be assured of the reliability and quality of your airHome system.

Helps to clean & maintain itself year after year



FrostWash: Better at maintaining peak performance¹

Over time, dust and dirt build up in your AC making it less powerful. Hitachi FrostWash technology continuously maintains the performance of your AC by removing dust and dirt from the heat exchanger with a unique technology.

FrostWash double benefits: Preserved performance

Our tests show that systems with FrostWash are **Better at maintaining airflow performance** than those without this technology¹

Sanitising effects

On the heat exchanger



To learn more about air purification features

Go to pg. 16 >

1

Dirt deposits over time on the heat exchanger which leads to reduced airflow efficiency.

2

FrostWash: freeze the heat exchanger. The frost captures the dirt.

3

The mould and dirt detach from the heat exchanger as the frost melts.

4

The dirt and mould are washed away together with the condensate.

Bonus

Let FrostWash work when you're absent

- You can pre-set FrostWash to activate automatically when no one is in the room (with motion sensor, airHome 600).
- airCloud Go app includes the control of FrostWash, so you can turn it on remotely with your phone.

airHome 600

Mould guard function: Minimises mould formation & bad odours

Whenever your air conditioner is switched off, the mould guard function automatically blows air through its internal components to dry them and prevent the primary cause of bad odours. airHome 600 will also heat the coil to improve the process.

Easy filter cleaning process

Like all air conditioners, airHome's pre-filter can get clogged from the accumulation of dust. A small reminder lights up on your air conditioner when it's time to clean the filter.

It's simple to wash thanks to the easy to remove panel and washable filter material.

1 Two identical units were tested for comparison; with and without FrostWash. Test chamber simulated approx. 2 years of dust and oil build up which may be experienced in a typical home environment. Airflow performance was tested before and after FrostWash being in the chamber. Unit without FrostWash experienced an 18% drop in airflow performance. Unit with FrostWash experienced only 6% performance drop. Tested at Johnson Controls-Hitachi Tochigi factory, Japan Nov/Dec 2021.
2 Claim refers to the effect of FrostWash technology which showed 99% reduction of certain virus particles on the heat exchanger tested at Kitasato Research Center of Environmental Science.
3 Claim refers to the effect of FrostWash technology which showed 99% reduction of bacteria on the heat exchanger tested at Kitasato Research Center of Environmental Science Japan.
4 Claim refers to the effect of FrostWash which showed 95.0% reduction of mould on the heat exchanger tested at Kitasato Research Center of Environmental Science

Long-lasting performance for worry-free comfort

Hitachi Cooling & Heating air conditioners are built to last.

Packed with safety & reliability features, airHome air conditioners are engineered to perform through the years.

Complete SafeGuard system:


7 features to preserve your air conditioner equipment & extend its lifespan

Electric Risk Prevention

- 1 Hitachi **dual-strong PCB** can withstand voltage surges up to AC420V.
- 2 The **Power-Safe** where the available power supply is limited, the Power-Safe setting lowers the maximum running current to allow your airHome air conditioner to safely run without tripping the circuit breaker.
- 3 In the event of a power failure, the **3-Minute Delay Circuit** prevents damage caused by multiple fast restarts.

Physical Risk SafeGuard

- 4 **Anti-Corrosion Coated Fins** protects against long-term damage caused by water, air, salt, and humid environments.
- 6 **Anti-Rust Paint** helps to protect the outdoor unit from rust and the unsightly peeling of paint.



- 5 The **valve cover** protects the outdoor unit from water damage caused by condensation or leaking, channeling water safely away from the unit.



- 7 The electronic components are covered by a **Fireproof Electrical Enclosure** to drastically reduce the risk of fire spreading in the event of a fault.



airHome 600

Automatic Fan Reverse on outdoor unit

To help remove any dust and small debris from the outdoor unit heat exchanger, the outdoor unit will briefly reverse spin the fan after you switch your AC unit off, helping maintain the performance of your system.

airHome 600

Automatic outdoor unit FrostWash

Over time, dust and dirt will deposit on your outdoor unit heat exchanger reducing its performance. As part of regular maintenance, outdoor unit FrostWash technology helps to maintain performance by automatically removing dust and dirt particles.

1


The outdoor unit forms frost on the heat exchanger. This frost effectively traps dust and dirt particles that have settled on the surface.

2

The unit then enters a thawing cycle. The dust and dirt detach from the heat exchanger as the frost melts.

3

The dust and dirt are washed away together with the condensate.



Purifies your air



Not only does airHome keep you comfy, but it also improves your Indoor Air Quality.

Combining up to 4 different air purification technologies for enhanced effectiveness against pollutants including certain viruses, allergens, bacteria and even odours.

Take a deep breath with the peace of mind of cleaner and purer air.

Nano-titanium pre-filter¹

Hitachi's unique 'Nano Titanium Pre-Filter' features a coating of Nano Titanium that resolves adhering microbes and odours. Due to its sleek surface, even dust containing grease can be easily wiped off without using water.

FrostWash

Heat exchanger cleaner automatically cleans the heat exchanger reducing the build up of remaining pollutants, mould, viruses and bacteria.

[Go to pg. 12](#) >

AQtiv-Ion²

Ionizer emits negatively-charged particles which cling to pollutants in the air around the AC unit so they fall harmlessly to the ground.

Effective against Certain Viruses, Odour Sources and Cedar Allergens.

[Go to pg. 18](#) >

ViroSense Z1 filter

airHome embeds an extra filter to help purify your air. The ViroSense Z1 filter is coated with zinc pyrithion which actively combats airborne contaminants³ neutralising most viruses and bacteria with up to 99.0% effectiveness on viruses⁴, up to 99.0% effectiveness on bacteria⁵ from the air that passes through the filter.

1 airHome 400 has non nano-titanium washable pre-filter.

2 AQtiv-Ion available on airHome 600 only.

3 ViroSense filter is expected to be effective during 12months. Tested at Japan Textile Product Quality and Technology Center. Test method: ISO 18184 : 2019 "Textiles -- Determination of antiviral activity of textile products." using SARS-CoV-2 NIID isolated variant: JPN/TY/WK-521.

4 ViroSense Z1 filter shows 99.9% of effectiveness against SARS-CoV-2 NIID isolated variant: JPN/TY/WK-521 and 99.0% effectiveness against Influenza A Virus (H3N2) tested at Japan Textile Product Quality and Technology Center using ISO18184:2019 method.

5 Tested at Nissenken Quality Evaluation Center. Test method : JIS L1902 : 2015 Bacterial Solution Absorption Method (Quantitative Test) using Staphylococcus aureus NBRC12732 and Escherichia coli NBRC3301.

AQtiv-Ion helps you improve your indoor air quality

Take a deep breath and relax!

airHome 600

AQtiv-Ion: exclusive technology contributing to building a healthier environment

The AQtiv-Ion technology generates negative ions. When released into the air, these ions combine with the oxygen (O₂) in the air. These newly-created oxygen molecules continuously works to reduce impurities, viruses and bacteria, deactivating them to create healthier air.

Continually works to reduce

| | | | | |
|---|---|---|---|---|
|  |  |  |  |  |
| Virus ¹ | Bacteria ² | Odour Sources ³ | Cedar Allergen ⁴ | Dust Mite ⁵ |

1 ... An air conditioner is not a replacement for any COVID control measure recommended by governments or medical professionals. The claim refers to the effect of AQtiv-Ion which showed 99.9% reduction in COVID virus particles under lab conditions tested at Nara Medical University, Japan.

2 ... Claim refers to the effect of AQtiv-Ion which showed 99.0% reduction in E.Coli particles and Staphylococcus Aureus tested at Boken Quality Evaluation Institute Japan following JIS Z 2801 standard

3 ... Claim refers to the 86% reduction effect of AQtiv-Ion on formaldehyde, tested at Kinki Bunseki Center, Ltd. Japan.


4 ... Claim refers to the effect of AQtiv-Ion on Cedar allergens which shows 97.1% reduction, tested at Institute of Tokyo Environmental Allergy.

5 ... Claim refers to the effect of AQtiv-Ion on House Dust Mites (98.7% reduction) tested at Viable Ltd. Following JIS-L-1920 standard.



Purer air at your demand

Activate AQtiv-Ion with a simple press of a button on the remote control. AQtiv-Ion works independent of cooling and heating operations without generating extra noise.



What size air conditioner do you need?

HITACHI SIZING GUIDE*

No matter where you are in New Zealand Hitachi have the air conditioner to perfectly match your home and location.



| Room Size (m²) | Average NZ Room Type | | | |
|----------------|-----------------------|----------------|----------------|----------------|
| 10 | Single Bedroom | RAK-VJ25 | RAK-VJ25 | RAK-VJ25 |
| | | RAK-DJ25 | RAK-DJ25 | RAK-DJ25 |
| 15 | Double Bedroom | RAK-VJ25 | RAK-VJ25 | RAK-VJ25 |
| | | RAK-DJ25 | RAK-DJ25 | RAK-DJ25 |
| 20 | Large Double Bedroom | RAK-VJ25 | RAK-VJ25 | RAK-VJ35 |
| | | RAK-DJ25 | RAK-DJ25 | RAK-DJ35 |
| 25 | Small Lounge / Family | RAK-VJ35 | RAK-VJ35 | RAK-VJ35 |
| | | RAK-DJ35 | RAK-DJ35 | RAK-DJ35 |
| 30 | Average Lounge | RAK-VJ35 | RAK-VJ35 | RAK-VJ50 |
| | | RAK-DJ35 | RAK-DJ35 | RAK-DJ50 |
| 35 | Average Lounge | RAK-VJ50 | RAK-VJ50 | RAK-VJ60 |
| | | RAK-DJ50 | RAK-DJ50 | RAK-DJ60 |
| 40 | Large Lounge | RAK-VJ50 | RAK-VJ60 | RAK-VJ60 |
| | | RAK-DJ50 | RAK-DJ60 | RAK-DJ60 |
| 45 | Large Lounge | RAK-VJ60 | RAK-VJ60 | RAK-VJ70 |
| | | RAK-DJ60 | RAK-DJ60 | RAK-DJ70 |
| 50 | Open Plan Space | RAK-VJ60 | RAK-VJ70 | RAS-S80 |
| | | RAK-DJ60 | RAK-DJ70 | (8kW S-Series) |
| 55 | Open Plan Space | RAK-VJ70 | RAS-S80 | RAS-S80 |
| | | RAK-DJ70 | (8kW S-Series) | (8kW S-Series) |
| 60 | Large Open Plan Space | RAK-VJ70 | RAS-S80 | |
| | | RAK-DJ70 | (8kW S-Series) | |
| 65 | Large Open Plan Space | RAS-S80 | | |
| | | (8kW S-Series) | | |
| 70 | Large Open Plan Space | RAS-S80 | | |
| | | (8kW S-Series) | | |

*Important Note:
Sizes are a general guide only and based on a moderate to well insulated house with an average percentage of window area for the room type and a ceiling height of 2.7m max.
The final selection must be verified by the installation contractor.



Scan QR Code for more info on RAS-S80

Specifications

| | | airHome 600 Heat Pump | airHome 400 Heat Pump |
|------------------|--|-----------------------|-----------------------|
| Modes by Sensor | Motion sensor | ● | |
| | SleepSense - cool | ● | |
| | SleepSense - heat | ● | |
| | Eco mode with motion sensor | ● | |
| | Eco mode sensorless | | ● |
| | Save mode (max current switching) | ● | ● |
| | Auto off mode with motion sensor | ● | |
| Clean | Automatic FrostWash | ● | |
| | Manual FrostWash | ● | ● |
| | Mould Guard with Heat Attack | ● | |
| | Mould Guard | | |
| | Outdoor unit Fan reverse (auto) | ● | |
| | Outdoor unit FrostWash | ● | |
| Air Purification | AQtiV-Ion technology (Ionizer) | ● | |
| | Nano-titanium stainless steel pre-filter | ● | |
| | Normal pre-filter | | ● |
| | ViroSense anti virus filter | ● | ● |
| Comfort | Powerful mode | ● | ● |
| | GoodSleep timer | | ● |
| | Silent mode | ● | ● |
| | Dry mode | ● | ● |
| | My mode (personalised mode) | ● | ● |
| | Double louvres | ● | |
| Control | Up-down auto swing | ● | ● |
| | Left-right auto swing | ● | |
| | Wide airflow | ● | |
| | Long airflow | ● | |
| | Built-in wi-fi | ● | |
| | Wi-fi adapter | | ■ |
| Convenience | Easy-to-use wireless backlit remote controller | ● | ● |
| | Full dot wired remote controller | ■ | ■ |
| | 0.5°C temperature control | ● | ● |
| | DRED control/adaptor | ■ | ■ |
| | H-Link adapter | ■ | ■ |
| | Run/alarm signal kit | ■ | |
| | 24 Hr on/off timer | ● | |
| | Weekly timer (with airCloud Go) | ● | □ |
| | Simple timer - on off | ● | ● |
| | SmartFence (with airCloud Go) | ● | □ |
| Reliability | Energy Usage Tracking (with airCloud Go) | ● | □ |
| | Voice control - with airCloud Go (through Google/Amazon Alexa) | ● | □ |
| | Operation mode lock | ● | ● |
| | Info button (with airCloud Go) | ● | □ |
| | Filter sign | ● | ● |
| | Leave home without timer | ● | ● |
| | Remote Start/Stop | ■ | ■ |
| | Fireproof electrical enclosure | ● | ● |
| | PCB surge protection | ● | ● |
| | Anti-corrosion treated outdoor heat exchanger | ● | ● |
| | Anti-rust painted outdoor casing | ● | ● |
| | 3-Minute delay circuit | ● | ● |

- Standard
- With optional airCloud Go Wifi App
- Optional Accessory

No need to think about it

Helps to clean & maintain itself

Helps to purify your indoor air

Series selection guide & specs

Specifications

airHome 600 (Heat Pump)

| Series | | | airHome 600 (Heat Pump) | | | | | | |
|--------------------------|---|----------------------------|---|--------------------|-----------------------|------------------------|------------------------|--------------------|--------------|
| Model | Indoor Unit | | RAK-VJ25PHAT | RAK-VJ35PHAT | RAK-VJ50PHAT | RAK-VJ60PHAT | RAK-VJ70PHAT | | |
| | Outdoor Unit | | RAC-VJ25PHAT | RAC-VJ35PHAT | RAC-VJ50PHAT | RAC-VJ60PHAT | RAC-VJ70PHAT | | |
| Capacity & Rating | Rated Capacity (Min. - Max.) | Cooling | <i>kW</i> | 2.5 (1.0 - 3.5) | 3.5 (1.0 - 4.2) | 5.0 (1.5 - 6.4) | 6.0 (1.7 - 7.0) | 7.0 (2.5 - 8.3) | |
| | | Heating | <i>kW</i> | 3.2 (1.0 - 5.0) | 3.8 (1.0 - 5.3) | 6.0 (1.7 - 7.5) | 7.0 (1.8 - 7.8) | 8.0 (1.8 - 8.8) | |
| | Rated Cooling Power Input (Min. - Max.) | | <i>kW</i> | 0.48 (0.25 - 1.22) | 0.82 (0.25 - 1.40) | 1.23 (0.50 ~ 3.05) | 1.70 (0.50 ~ 3.05) | 2.14 (0.50 ~ 3.50) | |
| | Rated Heating Power Input (Min. - Max.) | | <i>kW</i> | 0.62 (0.25 - 1.20) | 0.76 (0.25 ~ 1.60) | 1.53 (0.50 ~ 3.05) | 1.80 (0.50 ~ 3.05) | 2.09 (0.50 ~ 3.50) | |
| | Dehumidification | | <i>l / h</i> | 1.4 | 1.6 | 2.8 | 2.8 | 4.8 | |
| | Zone Energy Efficiency Star Rating | Hot Zone | cooling | 6.0 | 5.0 | 5.5 | 4.5 | 4.5 | |
| | | | heating | 4.0 | 3.5 | 3.0 | 4.0 | 4.5 | |
| | | Mixed Zone | cooling | 5.5 | 4.5 | 5.0 | 4.0 | 4.0 | |
| | | | heating | 3.5 | 3.5 | 2.5 | 3.0 | 3.0 | |
| | | Cold Zone | cooling | 5.5 | 5.0 | 5.0 | 4.5 | 4.5 | |
| | | | heating | 3.0 | 3.0 | 2.0 | 2.0 | 2.0 | |
| | | AEER | | 5.10 | 4.21 | 4.03 | 3.52 | 3.26 | |
| | | ACOP | | 5.12 | 4.93 | 3.90 | 3.87 | 3.82 | |
| Technical Specifications | Power Supply | | <i>V / Phase / Hz</i> | | 220-240V / 1Ph / 50Hz | | | | |
| | Rated Running Current (cooling/heating) | | <i>Amps</i> | 2.67 / 2.75 | 3.61 / 3.35 | 5.62 / 6.91 | 6.99 / 8.02 | 8.90 / 9.39 | |
| | Maximum Current | | <i>Amps</i> | 5.50 | 7.50 | 13.50 | 13.50 | 15.00 | |
| | Interconnecting Wire | | | 3+EARTH | | | | | |
| | Power supply To | | | outdoor unit | | | | | |
| | Operation Range | Cooling | °C | -10°C ~ 46°C | | | | | |
| | | Heating | °C | -15°C ~ 24°C | | | | | |
| | Compressor Type | | | Rotary | | 2 Cylinder Rotary | | | |
| | Diameter of Pipes | | Liquid / Gas | <i>mm</i> | 6.35 / 9.52 | 6.35 / 9.52 | 6.35 / 12.70 | 6.35 / 12.70 | 6.35 / 15.80 |
| | Refrigerant | Type | | | R32 | | | | |
| | | Factory pre-charged length | <i>m</i> | 20 | 20 | 30 | 30 | 30 | |
| | Min. / Max. / Lift Pipe Length | | | <i>m</i> | 3 / 20 / 15 | 3 / 20 / 15 | 3 / 30 / 20 | 3 / 30 / 20 | 3 / 30 / 20 |
| | Indoor Unit | Dimension (WxHxD) | <i>mm</i> | 780 × 280 × 227 | 780 × 280 × 227 | 1050 × 294 × 250 | 1050 x 294 x 250 | 1050 × 294 × 250 | |
| Weight | | <i>kg</i> | 8.6 | 8.6 | 13 | 13 | 13 | | |
| Fan Speeds | | | Super High / High / Medium / Low / Quiet (+ Auto) | | | | | | |
| Air Flow (cooling) | | <i>l / s</i> | 167/148/97/67/65 | 185/165/115/77/65 | 285/241/210/163/138 | 292/257/223/170/138 | 316/281/235/171/138 | | |
| Air Flow (heating) | | <i>l / s</i> | 202/195/133/100/77 | 233/209/162/128/86 | 290/258/221/169/140 | 298/262/227/175/140 | 318/285/240/180/140 | | |
| Noise (cooling) | | dB(A) | 40/38/33/24/20 | 42/41/36/26/20 | 47/44/40/35/32 | 47 / 45 / 42 / 36 / 32 | 48 / 45 / 42 / 36 / 32 | | |
| Noise (heating) | | dB(A) | 41/39/34/23/20 | 44/42/36/27/22 | 47/44/41/35/31 | 47 / 45 / 42 / 36 / 32 | 48 / 45 / 42 / 36 / 32 | | |
| Outdoor Unit | Dimensions (WxHxD) | <i>mm</i> | 792 × 600 × 299 | 792 × 600 × 299 | 850 × 750 × 298 | 850 × 750 × 298 | 850 × 800 × 298 | | |
| | Weight | <i>kg</i> | 36.5 | 36.5 | 47 | 47 | 49 | | |
| | Sound Power | dB(A) | 60 | 62 | 64 | 64 | 65 | | |
| | Sound Pressure (cool / heat) | dB(A) | 46/48 | 48/50 | 52 / 54 | 52 / 54 | 54 / 54 | | |

Notes: The Rated Capacity, Power Input and Running Current are measured under T1 (cooling) conditions and H1 (heating) conditions in accordance with AS/3823.1.1

Cooling: Indoor temp: 27°CDB / 19°CWB Heating: Indoor temp: 20°CDB / 15°CWB
Outdoor temp: 35°CDB / 24°CWB Outdoor temp: 7°CDB / 6°CWB

The indoor and outdoor unit sound levels are measured in an anechoic chamber:-
- 1 metre from the air outlet grille
- 0.8 metre beneath indoor height centre

Specifications

airHome 400 (Heat Pump)

| Series | | | airHome 400 (Heat Pump) | | | | | | |
|--------------------------|---|---|-------------------------|--------------------|-----------------------|---------------------|---------------------|--------------------|--------------|
| Model | Indoor Unit | | RAK-DJ25PHAT | RAK-DJ35PHAT | RAK-DJ50PHAT | RAK-DJ60PHAT | RAK-DJ70PHAT | | |
| | Outdoor Unit | | RAC-DJ25PHAT | RAC-DJ35PHAT | RAC-DJ50PHAT | RAC-DJ60PHAT | RAC-DJ70PHAT | | |
| Capacity & Rating | Rated Capacity (Min. - Max.) | Cooling | <i>kW</i> | 2.5 (1.0 - 3.2) | 3.5 (1.0 - 4.0) | 5.0 (1.0 - 5.5) | 6.0 (1.9 - 6.8) | 7.0 (2.5 - 8.0) | |
| | | Heating | <i>kW</i> | 3.2 (1.0 - 4.5) | 4.0 (1.0 - 5.0) | 5.3 (1.0 - 6.5) | 7.0 (1.8 - 7.8) | 8.0 (1.8 - 8.8) | |
| | Rated Cooling Power Input (Min. - Max.) | | <i>kW</i> | 0.52 (0.25 ~ 1.29) | 0.89 (0.25 ~ 1.46) | 1.41 (0.50 ~ 2.10) | 1.80 (0.50 ~ 3.05) | 2.16 (0.50 ~ 3.50) | |
| | Rated Heating Power Input (Min. - Max.) | | <i>kW</i> | 0.66 (0.25 ~ 1.25) | 0.88 (0.25 ~ 1.70) | 1.41 (0.50 ~ 2.75) | 1.88 (0.50 ~ 3.05) | 2.15 (0.50 ~ 3.50) | |
| | Dehumidification | | <i>l / h</i> | 1.4 | 1.6 | 2.0 | 2.8 | 4.8 | |
| | Zone Energy Efficiency Star Rating | Hot Zone | cooling | 5.5 | 5.0 | 4.0 | 4.0 | 3.5 | |
| | | | heating | 3.5 | 3.5 | 3.0 | 3.0 | 4.0 | |
| | | Mixed Zone | cooling | 5.0 | 4.5 | 3.5 | 3.5 | 3.5 | |
| | | | heating | 3.5 | 3.0 | 2.5 | 2.5 | 2.5 | |
| | | Cold Zone | cooling | 5.0 | 4.5 | 4.0 | 4.0 | 4.0 | |
| | | | heating | 3.0 | 2.5 | 2.0 | 2.0 | 2.0 | |
| | | AEER | | 4.76 | 3.91 | 3.52 | 3.32 | 3.23 | |
| | | ACOP | | 4.81 | 4.52 | 3.73 | 3.71 | 3.71 | |
| Technical Specifications | Power Supply | | <i>V / Phase / Hz</i> | | 220-240V / 1Ph / 50Hz | | | | |
| | Rated Running Current (cooling/heating) | <i>Amps</i> | 2.91 / 3.51 | 4.53 / 4.29 | 6.16 / 5.90 | 7.95 / 8.30 | 9.53 / 9.49 | | |
| | Maximum Current | <i>Amps</i> | 5.33 | 7.15 | 11.00 | 13.00 | 15.00 | | |
| | Interconnecting Wire | | 3+EARTH | | | | | | |
| | Power supply To | | outdoor unit | | | | | | |
| | Operation Range | Cooling | °C | -10°C ~ 46°C | | | | | |
| | | Heating | °C | -15°C ~ 24°C | | | | | |
| | Compressor Type | | Rotary | | 2 Cylinder Rotary | | | | |
| | Diameter of Pipes | | Liquid / Gas | <i>mm</i> | 6.35 / 9.52 | 6.35 / 9.52 | 6.35 / 12.70 | 6.35 / 12.70 | 6.35 / 15.80 |
| | Refrigerant | Type | | R32 | | | | | |
| | | Factory pre-charged length | <i>m</i> | 20 | 20 | 30 | 30 | 30 | |
| | Min. / Max. / Lift Pipe Length | | <i>m</i> | 3 / 20 / 15 | 3 / 20 / 15 | 3 / 30 / 20 | 3 / 30 / 20 | 3 / 30 / 20 | |
| | Indoor Unit | Dimension (WxHxD) | <i>mm</i> | 780 × 280 × 222 | 780 × 280 × 222 | 780 × 280 × 222 | 950 x 294 x 230 | 1050 × 294 × 250 | |
| Weight | | <i>kg</i> | 8.4 | 8.4 | 8.6 | 10.5 | 12.2 | | |
| Fan Speeds | | Super High / High / Medium / Low / Quiet (+ Auto) | | | | | | | |
| Air Flow (cooling) | | <i>l / s</i> | 161/124/87/56/53 | 174/139/111/69/59 | 197/172/118/80/63 | 260/236/198/142/112 | 316/281/235/171/138 | | |
| Air Flow (heating) | | <i>l / s</i> | 189/156/121/67/58 | 230/181/161/83/63 | 235/209/162/128/86 | 265/236/200/143/111 | 318/285/240/180/140 | | |
| Noise (cooling) | | dB(A) | 40/38/33/24/20 | 43/41/36/26/22 | 47/45/39/33/24 | 48/45/42/33/30 | 48/45/42/36/32 | | |
| Noise (heating) | | dB(A) | 41/39/34/23/20 | 44/42/36/27/21 | 47/45/39/33/24 | 48/45/42/33/30 | 48/45/42/36/32 | | |
| Outdoor Unit | Dimensions (WxHxD) | <i>mm</i> | 759 × 548 × 288 | 759 × 548 × 288 | 792 × 600 × 299 | 850 × 750 × 298 | 850 × 800 × 298 | | |
| | Weight | <i>kg</i> | 31.6 | 31.6 | 39.5 | 47.0 | 49.0 | | |
| | Sound Power | dB(A) | 60 | 61 | 63 | 64 | 65 | | |
| | Sound Pressure (cool / heat) | dB(A) | 46/47 | 47/48 | 50/51 | 53/54 | 54/55 | | |

Notes: The Rated Capacity, Power Input and Running Current are measured under T1 (cooling) conditions and H1 (heating) conditions in accordance with AS/NZS 3823.1.1

Cooling: Indoor temp: 27°CDB / 19°CWB Heating: Indoor temp: 20°CDB / 15°CWB
Outdoor temp: 35°CDB / 24°CWB Outdoor temp: 7°CDB / 6°CWB

The indoor and outdoor unit sound levels are measured in an anechoic chamber:-
- 1 metre from the air outlet grille
- 0.8 metre beneath indoor height centre

Temperzone

NEW ZEALAND

nzsales@temperzone.com

Auckland: (09) 279 5250
Wellington: (04) 569 3262
Christchurch: (03) 379 3216

AUSTRALIA

nswsales@temperzone.com
Sydney: (02) 8822 5700

vicsales@temperzone.com
Melbourne: (03) 8769 7600

qldsales@temperzone.com
Brisbane: (07) 3308 8333

sasales@temperzone.com
Adelaide: (08) 8115 2111

DISTRIBUTORS

Newcastle: (02) 4962 1155
Perth: (08) 6399 5900
Launceston: (03) 6331 4209

Bosch Home Comfort Group
www.hitachiaircon.com

Bosch Home Comfort Group
is a trademark Licensee of
Hitachi, Ltd.



WARRANTY

Must be maintained in accordance with maintenance recommendations.

hitachiaircon.co.nz
hitachiaircon.com.au



The specifications of this catalogue may change without prior notice to allow Hitachi Cooling & Heating to incorporate the latest innovations for its customers. The information contained in this catalogue is merely informative. Hitachi Cooling & Heating declines any responsibility in the broadest sense, for damage, direct or indirect, arising from the use and / or interpretation of the recommendations in this catalogue.